Каталог на оборудование для сварки и резки

По вопросам продаж и поддержки обращайтесь:

Алматы (727)345-47-04
Ангарск (3955)60-70-56
Архангельск (8182)63-90-72
Астрахань (8512)99-46-04
Барнаул (3852)73-04-60
Белгород (4722)40-23-64
Благовещенск (4162)22-76-07
Брянск (4832)59-03-52
Владивосток (423)249-28-31
Владикавказ (8672)28-90-48
Владимир (4922)49-43-18
Волгоград (844)278-03-48
Вологда (8172)26-41-59
Воронеж (473)204-51-73
Екатеринбург (343)384-55-89
Иваново (4932)77-34-06
Ижевск (3412)26-03-58
Иркутск (395)279-98-46
Казань (843)206-01-48
Калининград (4012)72-03-81
Калуга (4842)92-23-67
Кемерово (3842)65-04-62
Киров (8332)68-02-04
Коломна (4966)23-41-49
Кострома (4942)77-07-48
Краснодар (861)203-40-90
Красноярск (391)204-63-61
Курск (4712)77-13-04
Курган (3522)50-90-47
Липецк (4742)52-20-81
Магнитогорск (3519)55-03-13
Москва (495)268-04-70
Мурманск (8152)59-64-93
Набережные Челны (8552)20-53-41
Нижний Новгород (831)429-08-12
Новокузнецк (3843)20-46-81
Ноябрьск (3496)41-32-12
Новосибирск (383)227-86-73
Омск (3812)21-46-40
Орел (4862)44-53-42
Оренбург (3532)37-68-04
Пенза (8412)22-31-16
Петрозаводск (8142)55-98-37
Псков (8112)59-10-37
Пермь (342)205-81-47
Ростов-на-Дону (863)308-18-15
Рязань (4912)46-61-64
Самара (846)206-03-16
Санкт-Петербург (812)309-46-40
Саратов (845)249-38-78
Севастополь (8692)22-31-93
Саранск (8342)22-96-24
Симферополь (3652)67-13-56
Смоленск (4812)29-41-54
Сочи (862)225-72-31
Ставрополь (8652)20-65-13
Сургут (3462)77-98-35
Сыктывкар (8212)25-95-17
Тамбов (4752)50-40-97
Тверь (4822)63-31-35
Тольятти (8482)63-91-07
Томск (3822)98-41-53
Тула (4872)33-79-87
Тюмень (3452)66-21-18
Ульяновск (8422)24-23-59
Улан-Удэ (3012)59-97-51
Уфа (347)229-48-12
Хабаровск (4212)92-98-04
Чебоксары (8352)28-53-07
Челябинск (351)202-03-61
Череповец (8202)49-02-64
Чита (3022)38-34-83
Якутск (4112)23-90-97
Ярославль (4852)69-52-93

Россия +7(495)268-04-70
Казахстан +(727)345-47-04
Беларусь +(375)257-127-884
Узбекистан +998(71)205-18-59
Киргизия +996(312)96-26-47

эл.почта: gry@nt-rt.ru || сайт: https://gysfr.nt-rt.ru

A solid manufacturing group

900 people

€ 130 000 000

C1+
Credit Rating
Banque de France

55 000 m²
2 factories

GYS
INVEST IN THE FUTURE

French manufacturer since 1964

A family company

Nicolas & Bruno Bouygues

3 catalogues

3 500+ references

Welding, Plasma cutting & Induction heating

Collision repair

Chargers, Boosters & Starters

A worldwide coverage

125 countries

GYS FRANCE
Laval

GYS GERMANY
Aachen

GYS U.K.
Rugby

GYS CHINA
Shanghaï

GYS ITALIA
Venezia

GYS IBERICA
Madrid

MMA/SMAW

GYSARC	5
GYSMI	6
PROGYS	8
ACCESSORIES & CONSUMABLES	14

TIG/GTAW

PROTIG DC	19
TITAN	22
KRYPTON	23
PROTIG AC/DC	24
TITANIUM	26
COMPLETE PACKS	30
ACCESSORIES & CONSUMABLES	32

MIG-MAG/GMAW-FCAW

SMARTMIG	38
MONOGYS / MAGYS	40
EASYMIG	42
MULTIWELD	44
MULTIPEARL	48
KRONOS	50
NEOMIG-I	54
EXAGON	56
NOMADFEED/EXATIG	58
GALAXY	60
NEOPULSE	64
ACCESSORIES & CONSUMABLES	70

AUTOMATION

AUTOMATION	74
ACCESSORIES & CONSUMABLES	79

PLASMA CUTTING

EASYCUT	82
CUTTER	84
NEOCUT	86
ACCESSORIES	88
COMPLETE PACKS	89
TORCHES & CONSUMABLES	90

INDUCTION HEATING

POWERDUCTION	94
ACCESSORIES & CONSUMABLES	98

STUD WELDING

GYSTUD CAPATEK	102
GYSTUD ARCPULL	104
ACCESSORIES & CONSUMABLES	106

VALIDATION

CALIWELD	108

SPOT WELDING

PORTASPOT	110

POWER SOURCE EQUIPMENT

HEAVY DUTY CASES	111
COOLING UNITS	112
REMOTE CONTROL	113
TROLLEYS	114

INDIVIDUAL PROTECTIONS

WELDING HELMETS	118
BODY PROTECTION	126
AREA PROTECTION	128
FUME EXTRACTION	129

ACCESSORIES

MISCELLANEOUS	132
ELECTRICAL SOLDERING & GAS WELDING	136
WORKING LIGHTS	138

MMA/ SMAW

INVERTER
1~ • 80 › 200 A

GYSARC	5
GYSMI	6

INVERTER
1~ & 3~ • 160 › 400 A

PROGYS	8
ACCESSORIES & CONSUMABLES	14

MMA INVERTER

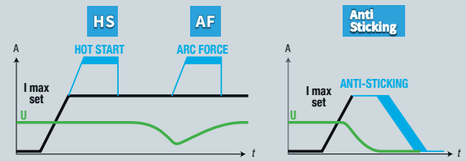

GYSARC 100

230 V • 1 ~

100 A | Ø 1.6 › 2.5 mm

HS AF Anti Sticking

071551

GYSARC 120

230 V • 1 ~

120 A | Ø 1.6 › 3.2 mm

HS AF Anti Sticking

013704

GYSARC 160

230 V • 1 ~

160 A | Ø 1.6 › 4 mm

HS AF Anti Sticking

014664

080096

080065



080072

GYSARC 200

230 V • 1 ~

200 A | Ø 1.6 › 5 mm

HS AF Anti Sticking

079298

080058

OPTIONS

Display
- Console
- Produkt-Aufsteller
(machines not included)

GYSARC 100 + 120 + 160 + 200
082120

Electrodes p.16

CE NORM. EN60974-1	MADE IN GYS CHINA	~			I_2	INTEGRATED TECHNOLOGY			X% GYS (20°C)	EN60974-1 (40°C)					
			50 / 60 Hz	A	A	HS	AF	Anti sticking	for normal use	I (60%)	X% (I2 max)	100%	Uo	L × W × H cm / kg	L × W × H cm / kg
GYSARC 100		1	230V	16	10 › 100	■	■	■	25% @ 100 A	50 A	14%	35 A	63 V	30 × 19 × 18 / 3.3	22 × 10 × 14 / 2
GYSARC 120		1	230V	16	10 › 120	■	■	■	40% @ 120 A	70 A	20%	55 A	63 V	30 × 19 × 17 / 4	23 × 11 × 15 / 2.7
GYSARC 160		1	230V	16	10 › 160	■	■	■	20% @ 160 A	85 A	10%	70 A	63 V	014664 - 30 × 18 × 17 / 4.5 080096 - 33 × 13 × 28 / 5.3 080065 - 38 × 22 × 24 / 5.1 080072 - 39 × 31 × 25 / 6.4	24 × 11 × 15 / 2.9
GYSARC 200		1	230V	32	20 › 200	■	■	■	20% @ 200 A	100 A	10%	80 A	64 V	079298 - 35 × 21 × 21 / 6.1 080058 - 33 × 21 × 30 / 6.2	29 × 13 × 18 / 4.5

MMA INVERTER

P400 PROTEC 400

Tested on 400 V in production
Testé en production à 400 V

POTENTIOMETER

GYSMI 80P

230 V • 1 ~

80 A | Ø 1.6 → 2.5 mm

P400 | HS | AF | Anti Sticking

1.6 m, 10 mm² + 1.6 m, 10 mm²

029958

1.6m, 10mm² + 1.6m, 10mm²

+ + +

029941

GYSMI 130P

230 V • 1 ~

130 A | Ø 1.6 → 3.2 mm

P400 | HS | AF | Anti Sticking

2 m, 16 mm² + 1.6 m, 16 mm²

029972

030121

2 m, 16 mm² + 1.6 m, 16 mm² + Techno 11

031449

GYSMI 160P

230 V • 1 ~

160 A | Ø 1.6 → 4 mm

P400 | HS | AF | Anti Sticking

2 m, 16 mm² + 1.6 m, 16 mm²

030077

2 m, 16 mm² + 1.6 m, 16 mm² + Techno 11

030435

2 m, 16 mm² + 1.6 m, 16 mm² + Techno 9-13

031555

2 m, 16 mm² + 1.6 m, 16 mm² + Techno 11

Ø 2 mm, × 50 + +

013360

GYSMI 200P

230 V • 1 ~

200 A | Ø 1.6 → 5 mm

P400 | HS | AF | Anti Sticking

2 m, 16 mm² + 1.6 m, 16 mm²

030794

2 m, 16 mm² + 1.6 m, 16 mm² + Techno 9-13

031579

OPTIONS

TIG torch kit SR17 V (valve)

4 m, 10 / 25 mm²
for GYSMI :
- ✓ 130P
- ✓ 160P
- ✓ 200P
- ✓ E163
- ✓ E200FV

044425

Display
- Console
- Produkt-Aufsteller
(machines not included)

GYSMI 80P + 130P + 160P + E163
060203

GYSMI 130P + 160P + 200P + E163
060449

PATENTS REGISTERED NUMBERS
001789298-0001
EUROPEAN TRADEMARK & DESIGN

TIG LIFT TIG LIFT

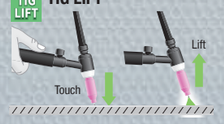

ADS AUTO DOWN SLOPE

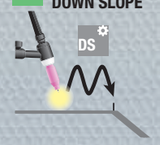

PFC POWER FACTOR CORRECTION

185 V ⇄ 265 V

FV FLEXIBLE VOLTAGE

85 V ⇄ 265 V

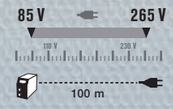

POWER FACTOR CORRECTION
PFC
EN 61000-3-12
FV
FLEXIBLE VOLTAGE

DIGITAL

GYSMI E163

230 V • 1 ~

160 A | Ø 1.6 → 4 mm

P400 | HS | AF | Anti Sticking | MMA PULSE | TIG LIFT | ADS

2 m, 16 mm² + 1.6 m, 16 mm²

036635

2 m, 16 mm² + 1.6 m, 16 mm² + Techno 9-13

013728

GYSMI E200 FV

110 → 230 V • 1 ~

200 A | Ø 1.6 → 5 mm

P400 | PFC | FV | HS | AF | Anti Sticking | MMA PULSE | TIG LIFT | ADS

2 m, 16 mm² + 1.6 m, 16 mm²

031210



2 m, 16 mm² + 1.6 m, 16 mm² + Hermes Silver

031531

	CE NORM. EN60974-1 / MADE IN FRANCE	~	50/60 Hz	A	(MMA) A	(TIG) A	Ø mm	Ø1.6	Ø2	Ø2.5	Ø3.2	Ø4	Ø5	P400	PFC	FV	HS	AF	Anti sticking	MMA PULSE	TIG Lift	ADS	X% GYS (20°C) for normal use	EN60974-1 (40°C) I (60%)	EN60974-1 (40°C) X% (12 max)	Uo	Protected & compatible power generator (+/-15 %)		L × W × H cm / kg
					I2			⏱ : → 20s → ... # electrode / h						INTEGRATED TECHNOLOGY															
GYSMI 80 P		1	230 V	10	10 → 80	—	1.6 → 2.5	62	50	20	—	—	—	■	—	—	■	■	■	—	—	—	45% @ 80 A	31 A	5%	85 V	3.5 kW	3.7 kVA	029958 - 30 × 19 × 17 / 3.7
																													029941 - 41 × 12 × 32 / 4.6
GYSMI 130 P		1	230 V	13	10 → 130	—	1.6 → 3.2	62	50	47	24	—	—	■	—	—	■	■	■	—	—	—	55% @ 115 A	45 A	5%	72 V	4.5 kW	5.0 kVA	029972 - 41 × 14 × 34 / 5.5
																													031449 - 41 × 30 × 25 / 5.3
GYSMI 160 P		1	230 V	16	10 → 160	—	1.6 → 4	62	50	47	45	22	—	■	—	—	■	■	■	—	—	—	60% @ 160 A	85 A	14%	72 V	6.5 kW	7.5 kVA	030077 - 42 × 18 × 37 / 6.6
																													030435 - 41 × 30 × 25 / 6
																													031555 - 41 × 31 × 25 / 5.9
																													013360 - 40 × 31 × 25 / 7.6
GYSMI 200 P		1	230 V	32	10 → 200	—	1.6 → 5	62	50	47	45	30	21	■	—	—	■	■	■	—	—	—	58% @ 200 A	110 A	14%	72 V	7.5 kW	10 kVA	030794 - 42 × 17 × 37 / 7.9
																													031579 - 31 × 41 × 25 / 7
GYSMI E163		1	230 V	16	10 → 160	10 → 160	1.6 → 4.0	62	50	47	45	22	—	■	—	—	✪	■	■	✪	■	✪	60% @ 160 A	85 A	14%	72 V	6.5 kW	7.5 kVA	036635 - 42 × 17 × 37 / 7
																													013728 - 40 × 30 × 25 / 6.2
GYSMI E200 FV		1	230 V	16	10 → 200	10 → 200	1.6 → 5.0	62	50	47	45	35	24	■	■	■	✪	■	■	✪	■	■	64% @ 200 A	120 A	20%	96 V	7.5 kW	10 kVA	031210 - 42 × 17 × 37 / 8.8
			110 V	20	10 → 130	10 → 130																		95 A	39%				031531 - 41 × 30 × 24 / 8.3

MMA INVERTER

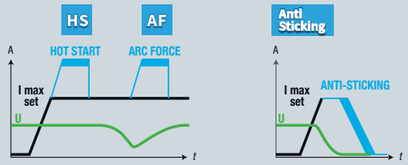

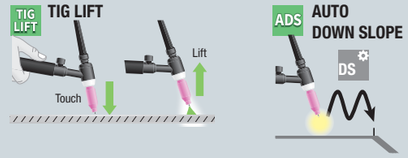



230 V • 1 ~

PROGYS 160 LA

160 A | Ø 1.6 → 4 mm

HS | AF | Anti Sticking | TIG LIFT

1.6 m, 16 mm² | 1.6 m, 16 mm²

077508

PROGYS 180 A

180 A | Ø 1.6 → 4 mm

P400 | HS | AF | Anti Sticking

2 m, 16 mm² | 1.6 m, 16 mm²

031425



2 m, 16 mm² | 1.6 m, 16 mm² | Ø 2.5 mm, × 11 | Ø 3.2 mm, × 9 | Venus 3/9-13 G

013742

PROGYS 183 E

180 A | Ø 1.6 → 4 mm

P400 | HS | AF | Anti Sticking | TIG LIFT | ADS | MMA PULSE

2 m, 16 mm² | 1.6 m, 16 mm²

013803



2 m, 16 mm² | 1.6 m, 16 mm² | Techno 9-13

064836

PROGYS 200A PFC

200 A | Ø 1.6 → 5 mm

P400 | PFC | HS | AF | Anti Sticking | TIG LIFT | ADS | MMA PULSE

2 m, 25 mm² | 1.6 m, 25 mm²

031432

OPTIONS

TIG torch kit SR17 V (valve)
4 m

10 / 25 mm², Ø9 :
044425

Heavy-duty case - Valise de chantier - Hartschalenkoffer
3.9 kg

060432

Wheeled heavy-duty case XL - Valise de chantier à roulettes XL - Rollkoffer XL
9.5 kg

077461

	EN60974-1	~	50/60 Hz	m	A	I2 MMA A	INTEGRATED TECHNOLOGY P400	PFC	HS	AF	Anti sticking	MMA pulse	TIG Lift	ADS	X% GYS (20°C) for normal use	EN60974-1 (40°C) I (60%)	X% (I2 max)	100%	Uo	Protected & compatible power generator (+/-15 %)		L × W × H cm / kg
MADE IN GYS CHINA	PROGYS 160 LA	1	230V	2	16	10 → 160	—	—	■	■	■	—	■	—	15% @ 160 A	75 A	10%	65 A	65 V	6.5 kW	7.8 kVA	47 × 32 × 57 / 4.7
MADE IN FRANCE	PROGYS 180A	1	230V	2	16	10 → 180	■	—	■	■	■	—	—	—	78% @ 160 A	110 A	18%	85 A	72 V	7 kW	10 kVA	031425 - 42 × 17 × 37 / 7.7 013742 - 40 × 30 × 25 / 7.8
MADE IN GYS CHINA	PROGYS 180 LA	1	230V	2	16	15 → 180	—	—	■	■	■	—	■	—	25% @ 180 A	95 A	15%	80 A	64 V	9 kW	12.5 kVA	30 × 12 × 17 / 5
MADE IN FRANCE	PROGYS 183 E	1	230V	2	16	10 → 180	■	—	✿	■	■	✿	■	■	78% @ 160 A	120 A	18%	85 A	73 V	7 kW	10 kVA	013803 - 47 × 21 × 38 / 8.3 064836 - 40 × 30 × 25 / 7.3
	PROGYS 200A PFC	1	230V	2	16	10 → 200	■	■	✿	■	■	✿	■	■	64% @ 200 A	120 A	20%	90 A	96 V	7 kW	10 kVA	47 × 22 × 39 / 9.5

MMA INVERTER CELLULOSIC

VT VOLTAGE TEST

PFC POWER FACTOR CORRECTION — 185 V ⇄ 265 V (110 V – 230 V) — 100 m

FV FLEXIBLE VOLTAGE — 85 V ⇄ 265 V (110 V – 230 V) — 100 m

SR SECONDARY REGULATION — I (A) STABLE

VRD inside — Voltage Reduction Device — Software & Hardware protection

VRD ON	VRD OFF
U0 = 14 V	U0 = 80/86 V

IP 23 — INDOOR/OUTDOOR

AD ANTI-DUST VENTILATION CORRIDOR

FLEX — 110V ⇄ 480V — 1~ / 3~

POWER FACTOR CORRECTION PFC EN 61000-3-12 FV FLEXIBLE VOLTAGE

NEW

110 › 230 V • 1 ~

PROGYS 200E FV CEL

Light Industry

200 A — Ø 1.6 → 5 mm

P400 | PFC | FV | SR | HS | AF | CEL cellulosic | ALU aluminium | Dynamic arc system >100V | TIG LIFT | ADS | VT

3 m, 25 mm² + 3 m, 25 mm²

030862

no accessories : **031852**

230 V • 1 ~

PROGYS 200 CEL

Light Industry

200 A — Ø 1.6 → 5 mm

P400 | SR | VRD inside | HS | AF | Anti Sticking | CEL cellulosic | MMA PULSE | Dynamic arc system | TIG LIFT | TIG PULSE

3 m, 25 mm² + 3 m, 25 mm²

082052

110 › 230 V • 1 ~

GYSARC 220 FV CEL

Light Industry

220 A — Ø 1.6 → 5 mm

P400 | PFC | FV | SR | VRD inside | HS | AF | CEL cellulosic | Dynamic arc system | MMA PULSE | Anti Sticking | ALU aluminium | TIG LIFT | TIG PULSE | AD | IP 23

3 m, 25 mm² + 3 m, 25 mm²

065529

PROGYS 230E FV CEL

Light Industry

220 A — Ø 1.6 → 5 mm

P400 | PFC | FV | SR | VRD inside | HS | AF | CEL cellulosic | ALU aluminium | Dynamic arc system | MMA PULSE | TIG LIFT | ADS | TIG PULSE | AD | IP 23

no accessories : **082786**

110 › 480 V • 1 › 3 ~

PROGYS FLEX 280 CEL

Heavy Duty — Petrol Offshore

280 A — Ø 1.6 → 5 mm

PFC | FV | FLEX | SR | HS | AF | CEL cellulosic | ALU aluminium | Dynamic arc system >100V | MMA PULSE | TIG LIFT | ADS | VT | AD | IP 23

no accessories : **013544**

PACK TIG

	Reference	EXATIG	SR26 L, 8m	SR26 DB, 8m	4m, 50mm²	5m, Ø 95mm² (x2)	Jobsite XL
1	062573	■	■	—	■		
2	062580	■	■	—	■		■
3	062955	■	—	■	■		

PACK MAG

	Reference	NOMAD FEED	Fe/CrNi, 4m, AIR	Type C, Ø 1/1.2	4m, 50mm²	5m, Ø 95mm²	Jobsite XL
1	062573	■	■	■	■	■	
2	062580	■	■	■	■	■	■

OPTIONS

Filter kit for :
✓ 230E FV CEL
✓ Flex 280 CEL
046580

JOBSITE XL ⚓ 600 x 1150 x 584 mm
for :
✓ 230E FV CEL
✓ Flex 280 CEL
039568

REMOTE CONTROL
Foot pedal RC-FA1 4 m
for :
✓ 230E FV CEL
✓ Flex 280 CEL
045682

Hand remote control RC-HA1
8 m 045675
20 m 066625

045699

MMA KIT 6 300 A
for :
✓ 230E FV CEL
✓ Flex 280 CEL
038295

L m	model	L m	model	mm²	mm²
4	SHARK X400.70	4	CROCO T400.70	35	35/50

TIG torch kit SR17V (valve) 4 m, 35/50 mm², Ø13
044401

TIG HF EXATIG



EXATIG 013780
details p.59
for :
✓ Flex 280 CEL

		~	50/60 Hz	↔ m	AM A	I2 MMA A	P400	PFC	FV	Flex	SR	VRD	HS	AF	Anti sticking	CEL	ALU	Dynamic arc	MMA pulse	TIG Lift	ADS	TIG pulse	VT	AD	IP23	X% GYS (20°C) for normal use	EN60974-1 (40°C) I (60%)	X% (I2 max)	100%	Uo	Protected & compatible power generator (+/-15%)	L × W × H cm / kg
MADE IN FRANCE	PROGYS 200E FV CEL	1	230V	2	16	10→200	■	■	■	—	■	—	✿	✿	■	■	■	■	—	■	■	—	■	—	—	80% @ 200 A	135 A	25%	115 A	108 V	7 kW	10 kVA	030862 - 44×27×37 / 12.8
			110V		32	10→140																					90 A	40%					031852 - 48×33×31 / 9.3
MADE IN GYS CHINA	PROGYS 200 CEL	1	230V	3	16	20→200	■	—	—	—	■	■	✿	✿	■	■	—	■	✿	■	—	—	—	—	—	25%@ 200A	110 A	10%	90 A	81 V	10 kW	12.5 kVA	38 x 26 x 31 / 10.2
	GYSARC 220 FV CEL	1	230V	2	16	10→220	■	■	■	—	■	■	✿	✿	■	■	■	■	✿	■	—	—	—	■	■	40% @ 220 A	130 A	20%	100 A	86 V	10 kW	12.5 kVA	45 × 28 × 38 / 14.3
			110V		32	10→120																				60% @ 120 A	90 A	30%	70 A	80 V			
MADE IN FRANCE	PROGYS 230E FV CEL	1	230V	2	16	5→220	■	■	■	—	■	■	✿	✿	■	■	■	■	■	■	■	■	—	■	■	80% @ 220 A	145 A	22%	120 A	77.5 V	8.5 kW	12.5 kVA	51 × 29 × 37 / 13.2
			230V		32	5→220																					175 A	25%	145 A				
			110V		32	5→140																					120 A	40%	100 A	69 V			
	PROGYS FLEX 280 CEL	1	110→180V	3	32	5→140	■	■	■	■	■	—	✿	✿	■	■	■	—	■	■	■	—	■	■	■	100% @ 230 A	115 A	30 %	90 A	100 V	10 kW	12.5 kVA	61 × 35 × 46 / 23.7
			180→300V		25	5→200																					180 A	40 %	150 A				
			3 300→480V		16	5→280																					200 A	35 %	170 A				

MMA INVERTER

NEW 10/2024

PFC POWER FACTOR CORRECTION
185 V ⇔ 265 V
110 V 230 V
100 m

FV FLEXIBLE VOLTAGE
85 V ⇔ 265 V
110 V 230 V
100 m

FLEX
110V 480V
1~ 3~

VRD inside
Voltage Reduction Device
Software & Hardware protection

	VRD ON	VRD OFF
	U_0 =	
220 E FV CEL	24 V	77.5 V
300 TRI	20 V	83 V
400 TRI	20 V	84 V

IP 23
INDOOR /OUTDOOR

Compatible
TIG HF
EXATIG

4 in 1

1 MMA

2 TIG DC LIFT
Torches/consumables p. 33

3 GOUGING
Accessories p. 15

4 TIG HF • Exatig

400 V • 3 ~

PROGYS 250 TRI

Heavy Duty

250 A | Ø 1.6→5 mm

VRD inside | HS | AF | Anti Sticking | CEL cellulosic | TIG LIFT | IP 23

3 m, 25 mm² + 3 m, 25 mm²
083561

GYSARC 300 TRI

Heavy Duty

300 A | Ø 1.6→6.3 mm

VRD inside | SR | HS | AF | Anti Sticking | CEL cellulosic | Dynamic arc system >100V | TIG LIFT | IP 23 | GOUGING | ALU aluminium

no accessories :
before 09/2024 GYSARC 300 TRI 064959
after 09/2024 PROGYS 300 TRI 082762

GYSARC 400 TRI

Heavy Duty

400 A | Ø 1.6→6.3 mm

VRD inside | SR | HS | AF | Anti Sticking | CEL cellulosic | Dynamic arc system >100V | TIG LIFT | GOUGING | IP 23 | ALU aluminium

no accessories :
before 09/2024 GYSARC 400 TRI 013551
after 09/2024 PROGYS 400 TRI 082779

OPTIONS

GOUGING

Gouging Torch - Pince de gougeage - Fugenhobel-Zange
1 000 A - 2 m
041516

Gouging clamp adaptor - Adaptateur gougeage - Fugenhobeladapter
70 mm² - 5 m
040670

Gouging - Electrodes - Électrodes de gougeage - Fugenhobelelektrode - Electrodos de carbono

Ø 5 mm	(x50)	069756
Ø 6.4 mm	(x50)	086081
Ø 8 mm	(x50)	086098

OPTIONS

Filter kit
046580

JOBSITE XL
600 x 1150 x 584 mm
039568

REMOTE CONTROL

Foot pedal RC-FA1
4 m
045682

Hand remote control RC-HA1
8 m 045675
20 m 066625

MMA KIT 6 300 A

for :
✓ PROGYS 250
✓ GYSARC 300
038295

L m	model	L m	model	mm²	mm²
4	SHARK X400.70	4	CROCO T400.70	35	35/50

MMA KIT 7 500 A

for :
✓ PROGYS 400
047419

L m	model	L m	model	mm²	mm²
5	SHARK C400.95	4	TYREX 600.95	50	35/50

TIG torch kit SR17 V (valve)
4 m, 35 / 50 mm², Ø13
044401

TIG HF EXATIG

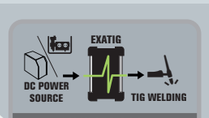

UNIVERSAL

EXATIG
013780

details p.59

CE NORM. EN60974-1		~	50/60 Hz	↔ m	A	I2 MMA A	SR	VRD	HS	AF	Anti sticking	CEL	ALU	Dynamic arc	TIG Lift	IP23	X% GYS (20°C) for normal use	EN60974-1 (40°C) I (60%)	X% (I2 max)	100%	Uo	Protected & compatible power generator (+/-15%)		L × W × H cm / kg
MADE IN GYS CHINA	PROGYS 250 TRI	3	400 V	3	16	20→250	■	■	✿	✿	■	■	—	—	■	■	60% @ 250 A	177 A	30%	137 A	83 V	10 kW	12.5 kVA	46 × 33 × 40 / 17.5
	GYSARC 300 TRI	3	400 V	3	16	20→300	■	■	■	■	■	■	■	■	■	■	100% @ 300 A	300 A	60%	230 A	83 V	10 kW	12.5 kVA	56 × 29 × 48 / 27.2
	GYSARC 400 TRI	3	400 V	4	32	20→400	■	■	■	■	■	■	■	■	■	■	100% @ 400 A	400 A	60%	350 A	84 V	30 kW	36 kVA	69 × 33 × 53 / 40

ELECTRODE HOLDERS - Porte-électrodes - Elektrodenhalter - Portaelectrodos - Elektrodenhouder - Porta electrodos

HELIX, VESTALE & PYTHON

	HELIX T200.25	HELIX T300.50	HELIX T400.70	HELIX PRO T400.70	HELIX PRO T500.95	PYTHON T500.95	VESTALE T500.95
A	200 A	300 A	400 A	400 A	500 A	500 A	500 A
max	25 mm²	50 mm²	70 mm²	70 mm²	95 mm²	95 mm²	95 mm²
A (X%)	200A (35%) 150A (60%)	300A (35%) 250A (60%)	400A (35%) 300A (60%)	400A (35%) 300A (60%)	500A (35%) 400A (60%)	500A (35%) 400A (60%)	500A (35%) 400A (60%)
min/max	2 > 3.2 mm	2 > 4 mm	2 > 6.3 mm	1.6 > 6.3 mm	2 > 8 mm	1.6 > 8 mm	2 > 8 mm
x1 (vrac)	043497	038288	043732	039919	039902	038011	038097

SHARK

	SHARK X200.35	SHARK PRO C300.35	SHARK X300.50	SHARK X400.70	SHARK C400.95	SHARK X500.95	SHARK C600.120
A	200 A	300 A	300 A	400 A	400 A	500 A	600 A
max	35 mm²	35 mm²	50 mm²	70 mm²	95 mm²	95 mm²	120 mm²
A (X%)	200A (35%) 150A (60%)	300A (35%) 250A (60%)	300A (35%) 250A (60%)	400A (35%) 300A (60%)	400A (35%) 300A (60%)	500A (35%) 400A (60%)	600A (35%) 500A (60%)
min/max	1.6 > 4 mm	1.6 > 4 mm	1.6 > 5 mm	2 > 6.3 mm	2 > 6.3 mm	2 > 8 mm	2 > 10 mm
x1 (vrac)	043503	039926	043510	038004	043725	043718	046542
*x1 (blister)	043602		043701				
	x 50 043558		x 25 043565				

ELECTRODE HOLDER KITS
- Porte-électrodes assemblés
- Montierter Elektrodenhalter

A		L m	mm²	mm²	Ø		ref.
150/200	SHARK X200.35	4	16	10/25	9	x1	043848
200	SHARK X200.35	4	25	35/50	13	x1	043855
300	SHARK X300.50	4	35	35/50	13	x1	043862
500	SHARK X500.95	4	50	35/50	13	x1	043879
600	SHARK C600.120	5	70	35/50	13	x1	047006

MMA KITS (ELECTRODE HOLDER + EARTH CLAMP + CABLE/ CONNECTORS)
- KIT pour postes MMA (câbles + pinces + connecteurs)
- Kit MMA (cables + pinzas + conectadores)
- MMA-Sets (Elektrodenhalter + Masseklemme montiert)

	A	L (m)	model	L (m)	model	mm²	mm²	Ø		Ref.
kit 1	150/200 A	1.6	SHARK X200.35	2	CROCO A200.35	16	10/25	9	x1	047372
kit 2	200 A	1.6	SHARK X200.35	2	CROCO A200.35	25	10/25	9	x1	047389
kit 3	200 A	3	SHARK X300.50	3	CROCO T400.70	25	10/25	9	x1	047396
kit 4	200 A	3	SHARK X300.50	3	CROCO T400.70	25	35/50	13	x1	047402
kit 5	300 A	4	HELIX T300.50	4	CROCO T400.70	35	35/50	13	x1	047341
kit 6	300 A	4	SHARK X400.70	4	CROCO T400.70	35	35/50	13	x1	038295
kit 7	500 A	5	SHARK C400.95	4	TYREX 600.95	50	35/50	13	x1	047419
kit 8	600 A	5	SHARK C600.120	4	TYREX 600.95	70	35/50	13	x1	047426

TIG TORCH WITH VALVE - Option TIG lift - WIG-Schlauchpacket

TIG torch kit SR17V (valve)
4 m

for 10/25 mm², Ø9 :
✓ GYSMI 130P / 160P / 200P / E160 / E163 / E200 FV
✓ PROGYS 160LA / 180A / 183E
38 × 31 × 11 cm / 2 kg
044425

for 35/50 mm², Ø13 :
✓ GYSARC 220 FV CEL / 300TRI / 400TRI
✓ PROGYS 200A PFC / 200E FV CEL / 220E FV CEL / 250 TRI / CEL 250 TRI / FLEX 280 CEL / EXAGON 400 / EXAGON 400 FLEX
38 × 31 × 10 cm / 2.2 kg
044401

ELECTRODE HOLDER STAND WITH MAGNETIC BASE
- Support porte-électrodes magnétique
- magnetischer Elektrodenhalter

11 × 12 × 17 cm
760 g
038028

GOUGING - Gougeage - Fugenhobeln

Gouging - Electrodes - Électrodes de gougeage
- Fugenhobelelektrode - Electrodos de carbono

Ø 5 mm	(x50)	069756
Ø 6.4 mm	(x50)	086081
Ø 8 mm	(x50)	086098

Cable for gouging torch
- Câblepour pince de gougeage
- Anschlusskabel für Fugenhobel-Brenner
70 mm² - 5 m
30 × 29 × 14 cm / 4.3 kg

040670

Gouging Torch - Pince de gougeage - Fugenhobel-Zange
1 000 A - 2 m
38 × 31 × 11 cm / 2.7 kg

041516

CHIPPING HAMMERS - Marteaux à piquer - Schlaghammer - Martillos

HAMMER 260
044159

HAMMER 285
044128

HAMMER 370 PRO
Premium
066663

HAMMER 290 PRO
Premium
044135

HAMMER 320 PRO
Premium
044142

WIRE BRUSHES - Brosses - Bürsten - Spazzola - Cepillos

A



B



C

D



		Steel - Acier - Stahl - Acero - Staal - Aço		Stainless - Inox - Edelstahl	
A	—	(x1)	044241	(x1)	044258
		(x24)	044265	(x24)	044272
B	—	(x1)	044227	(x1)	044289
C	•	(x1)	044166	—	
D	—	(x1) Brass - Laiton	038073	—	
		(x1) Zinc	038080		

STEEL/ACIER

6013 - Rutile - Rutile- Rutilos - Rutielen - Rútilos

Norms - Normes - Normen - Norma
AWS A 5.1 : E 6013
EN ISO 2560-A : E 420 RC 11
DB - Zulassung-Nr : 10.064.02

Position
Polarity (-)

Mechanic
Re : 440 Mpa
Rm : 540 Mpa
A 5 d : 24%
Impact energy : 0°C 50j

	⌀	L	x ...			kg
A	Ø 1.6	300	210	■	085114	1.54
A	Ø 2.0	350	155	■	085121	2.05
A	Ø 2.5	350	110	■	085138	2.16
A	Ø 3.2	350	70	■	085145	2.16
A	Ø 4.0	350	47	■	085152	2.12
B	Ø 2.0	350	355	■	085022	4.72
B	Ø 2.5	350	230	■	085039	4.39
B	Ø 3.2	350	165	■	085046	4.88
B	Ø 4.0	350	110	■	085053	5.04

⌀	x ...	
Ø 1.6	17	084315
	50	084414
Ø 2.0	13	084322
	50	084421
Ø 2.5	11	084339
	50	084438
Ø 3.2	9	084346
	50	084445
Ø 4.0	8	084353
	50	084452

⌀		x ...		kg
Ø 2.5	350	75	081598	1.52
		252	086005	4.98
Ø 3.2	350	54	081604	1.64
		172	086012	5.14
Ø 4.0	350	117	086029	5.38

7018 (low hydrogen) - Basic - Basisch - Baísicos - Basis

Norms - Normes - Normen - Norma
AWS A 5.1 : E 7018-1
ISO 2560-A : E 42 4B 42 H5

Position
Polarity (+/-)

Mechanic
Re : 470 Mpa
Rm : 560 Mpa
A 5d : 26%
Impact energy : -40°C 60j
H2-H5 (5 ml/100 g)

⌀	L	x ...			(2 kg) AIR SEALED
Ø 2.0	300	13	A	066717	
Ø 2.5	350	10	A	066724	
		210	B	081918	
		84			081970
Ø 3.2	350	7	A	066731	
		130	B	081925	
		54			081987
Ø 4.0	350	6	A	066748	
		96	B	081932	
		38			081994

ALUMINIUM - Aluminium - Aluminio

4043

Norms - Normes - Normen - Norma
AWS A 5.3 : E 4043
ISO 18273 : Al 4043 A
DIN 1732 : EL-AlSi5

Position
Polarity (+)

Mechanic
Re : 100 MPa
Rm : 200 MPa
A 5 d : 5%
Impact energy : -20°C 20j

⌀	x ...		kg
Ø 2.5	7	073708	0.1
Ø 3.2	5	084803	0.1
Ø 3.2	142	081949	2.1

STAINLESS STEEL - Acier inoxidable - Edelstahl

312R

Position
Polarity (+)

Norms - Normes - Normen - Norma
AWS 5.4 / E312-16
EN ISO 3581-A / E 29 9 R

Mechanic
Re : 450 MPa
Rm : 680 MPa
A 5 d : 25%
Impact energy : -20°C 60j

Dissimilar Electrodes - Maintenance & Repair

⌀	x ...	
Ø 2.0	84	073661
Ø 2.5	54	081475
Ø 3.2	28	081468
Ø 4.0	19	073678

308L

Position
Polarity (+)

Norms - Normes - Normen - Norma
AWS A 5.4 : E 308 L-17
EN ISO 3581-A : E 19 9L R32

Mechanic
Re : 380 MPa
Rm : 600 MPa
A 5 d : 38%
Impact energy : -20°C 60j

⌀	x ...	
Ø 2.0	14	073692
Ø 2.5	10	082328

316L

Position
Polarity (+)

Norms - Normes - Normen - Norma
AWS A 5.1 : E 316 L-16
EN ISO 3581-A : E 19 12 3L R31
DIN 8556 : E 19 12 3 NCR23

Mechanic
Re : 350 MPa
Rm : 490 MPa
A 5 d : 30%
Impact energy : -20°C 60j

⌀	x ...	
Ø 1.6	14	073685
Ø 2.0	12	082359
Ø 2.5	10	082335
Ø 2.5	30	081499
Ø 3.2	8	082342
Ø 3.2	25	081482
Ø 3.2	600 (20 kg)	081963

CAST IRON - Fonte - Gusselektroden - Hierro Colado - Gietijzer - Ferro Fundido

Norms - Normes - Normen - Norma
AWS A 5.15 : E Ni Fe CI
EN ISO 1071 : EC NiFe-CI1
DIN 8573 : E Ni Fe BG 13

Position
Polarity (+)

Mechanic
Re : 390 MPa
Rm : 550 MPa

⌀	x ...	
Ø 2.5	12	083332
Ø 3.2	9	083349
Ø 3.2	156	081956

HARDFACING - Rechargement - Auftragschweißen - Recargue - Herladen - Enchimento

Norms - Normes - Normen - Norma
EN 14700 : E Fe 2
DIN 8555 : E2-UM-60

Position
Polarity (-)

Mechanic
55/60 HRC
580-610 HB

⌀	L	x ...		kg
Ø 3.2	450	141	081529	6.6
Ø 4.0	450	93	081512	6.7

Ø 2.5	350	46	081543	1.1
Ø 3.2	450	22	081574	1.1
Ø 4.0	450	14	081581	1.1

ELECTRODE CANISTER

- Carquois isothermique pour électrodes
- Thermo-Isolierbox
für Schweißelektroden

45 cm
Capacity - Capacité
- Kapazität - Capacidad : 7 kg
- 105°C
50 × 12 × 11 cm / 430 g

060258

ELECTRODES OVEN - Étuves électrodes - Elektrodenofen

DRY 5.150
Capacity :
5 kg - 150°C
18 × 21 × 63 cm / 3.2 kg
060685

DRY 5.200R
Capacity :
5 kg - 50>200°C
18 × 20 × 64 cm / 3.3 kg
060692

DRY 10.350R
Capacity
10 kg - 50>400°C
25 × 24 × 68 cm / 5.5 kg
060708

TIG/GTAW

DC
160 › 400 A

PROTIG DC	19
TITAN	22
KRYPTON	23

AC/DC
200 › 400 A

PROTIG AC/DC	24
TITANIUM	26

COMPLETE PACKS	30
ACCESSORIES & CONSUMABLES	32

PROTIG

TIG DC

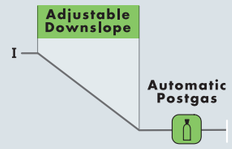

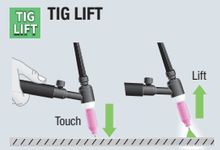

PROTIG 160 DC Lift

160 A | 230 V • 1 ~

P400 | L/DB | TIG LIFT

2 m, 16 mm² + 1.6 m, 16 mm² + SR17DB, 4m +

077287

CE NORM. EN60974-1	MADE IN FRANCE		AM	I2 TIG	I2 MMA	INTEGRATED TECHNOLOGY		TIG EN60974-1 (40°C)			MMA EN60974-1 (40°C)			Protected & compatible power generator (+/-15 %)		
		50 / 60 Hz	A	A	A	P400	TIG Lift	IA (60%)	X% (I2 max)	100%	IA (60%)	X% (I2 max)	Uo	kW	kVA	L × W × H cm / kg
PROTIG 160 DC Lift		230 V 1~	16	20 → 160	20 → 160	■	■	95 A	22 %	—	80 A	17 %	72 V	6	7.5	35 × 23 × 36 / 9.5

TIG DC

EN 1090

PATENTS REGISTERED
EUROPEAN TRADEMARK & DESIGN

P400 PROTEC 400

Tested on 400 V in production
Testé en production à 400 V

PFC POWER FACTOR CORRECTION

185 V ⇐ 265 V

110 V 230 V

100 m

FV FLEXIBLE VOLTAGE

85 V ⇐ 265 V

110 V 230 V

100 m

SR SECONDARY REGULATION

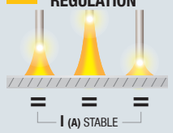

I (A) STABLE

VRD inside Voltage Reduction Device

Software & Hardware protection

	Uo (EN60974-1)	U (Voltmeter)
VRD ON	26 V	29 V
VRD OFF	70 V	57 V
ON → OFF sensibility	< 200 Ω	
OFF → ON delay	< 0.3 s	

AID ADJUST IDEAL POSITION

IP 23

INDOOR /OUTDOOR

PROTIG 161 DC

160 A | 230 V • 1 ~

P400 | SR | AID | TIG PULSE | L/DB | MMA PULSE

no accessories :
066649

2m, 25mm² 2 m, 25mm² SR17DB, 4m
062054

PROTIG 200 DC

200 A | 230 V • 1 ~

P400 | SR | AID | TIG PULSE | L/DB | MMA PULSE

2m, 25mm² 2m, 25mm² SR26DB, 4m
062009

PROTIG 231 DC FV

230 A | 110 → 230 V • 1 ~

P400 | PFC | FV | SR | VRD inside | AID | TIG PULSE | L/DB/P | MMA PULSE

no accessories :
079304

2m, 25mm² 2m, 25mm² SR26DB, 4m
079311

PROTIG 231L DC PFC

230 A | 230 V • 1 ~

P400 | PFC | SR | VRD inside | AID | TIG PULSE | L/DB/P | MMA PULSE

no accessories :
079328

2m, 25mm² 2m, 25mm² SR20DB, 4m
079335

PROTIG 250 DC TRI

250 A | 400 V • 3 ~

SR | AID | TIG PULSE | L/DB | MMA PULSE | IP 23

no accessories :
082632

4m, 25mm² SR26DB, 4m
082649

TIG 300 DC

300 A | 400 V • 3 ~

SR | AID | TIG PULSE | L/DB/P | CONNECT 5 ARC ON | IP 23 | CEL cellulosic | MMA PULSE

no accessories :
012318

OPTIONS

Foot pedal RC-FA1
4 m
045682

Hand remote control RC-HA1

8 m
045675

20 m
066625

Heavy-duty case
- Valise de chantier
- Hartschalenkoffer
3.9 kg

✓ 160 DC-LIFT
✓ 161 DC

060432

Wheeled heavy-duty case XL
- Valise de chantier à roulettes XL
- Rollkoffer XL
9.5 kg

✓ 160 DC-LIFT
✓ 161 DC
✓ 200 DC
✓ 231 DC FV
✓ 250 DC TRI

077461

EN60974-1		50 / 60 Hz	AM A	I2 TIG A	I2 MMA A	P400	PFC	FV	SR	VRD	AID	TIG PULSE	MMA PULSE	CEL	IP23	TIG EN60974-1 (40°C) IA (60%)	X% (I2 max)	100%	MMA EN60974-1 (40°C) IA (60%)	X% (I2 max)	Uo	Protected & compatible power generator (+/-15%)		L × W × H cm / kg
MADE IN FRANCE	PROTIG 161 DC	230 V 1~	16	10 → 160	10 → 160	■	—	—	■	—	■	0.1 → 100 Hz	0.4 → 20 Hz	—	—	105 A	20 %	95 A	95 A	15 %	92 V	6 kW	7.5 kVA	066649 - 51 × 28 × 38 / 8.9 062054 - 36 × 24 × 35 / 13
MADE IN GYS CHINA	PROTIG 200 DC	230 V 1~	16	5 → 200	10 → 160	■	—	—	■	—	■	0.1 → 900 Hz	1 → 20 Hz	—	—	115 A	20%	90 A	90 A	20 %	65 V	7.5 kW	10 kW	46 × 31 × 37 / 16
MADE IN FRANCE	PROTIG 231 DC FV	110 V 1~	16	10 → 160	10 → 120	■	■	■	■	■	■	0.1 → 2000 Hz	0.4 → 500 Hz	—	—	110 A	20 %	95 A	75 A	15 %	65 V	8.5 kW		079304 - 51 × 30 × 38 / 11.4
		230 V 1~	16	10 → 230	10 → 200											160 A	23 %	140 A	135 A	25 %	80 V			079311 - 51 × 30 × 38 / 15.9
	PROTIG 231L DC PFC	230 V 1~	16	10 → 230	10 → 200	■	■	—	■	■	■	0.1 → 2000 Hz	0.4 → 500 Hz	—	—	160 A	23%	140 A	135 A	25%	80 V	8.5 kW		079328 - 51 × 30 × 59 / 17.5 079335 - 51 × 30 × 59 / 21.8
MADE IN GYS CHINA	PROTIG 250 DC TRI	400 V 3~	16	5 → 250	10 → 220	—	—	—	■	—	■	0.1 → 900 Hz	1 → 20 Hz	—	■	190 A	35 %	147 A	168 A	35%	58 V	10 kW	12.5 kVA	46 × 33 × 40 / 19.5
MADE IN FRANCE	TIG 300 DC	400 V 3~	16	5 → 300	10 → 250	—	—	—	■	—	■	0.1 → 2000 Hz	0.4 → 20 Hz	■	■	255 A	35 %	240 A	220 A	30 %	90 V	10 kW	12.5 kVA	61 × 35 × 46 / 23.3

TIG DC

IP 23 INDOOR / OUTDOOR

VRD inside Voltage Reduction Device

Software & Hardware protection

	Uo (EN60974-1)	U (Voltmeter)
VRD ON	26 V	29 V
VRD OFF	70 V	57 V
ON → OFF sensibility	< 200 Ω	
OFF → ON delay	< 0.3 s	

AD ANTI-DUST VENTILATION CORRIDOR

TIG

HF / LIFT / TOUCH HF

STANDARD DC | SPOT | MULTI SPOT | IGNITION
PULSE | TACK | MULTI TACK

WAVE FORMS

Pulse
4 combinations

E WELD

CONSTANT ENERGY

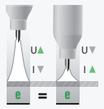

MMA

STANDARD | PULSE

EVOLUTION

SOFTWARE UPDATE

PRODUCTIVITY

QUICK LOAD

MULTIJOB

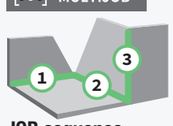

JOB sequence

AUTOMATION

CONNECT 5 ARC ON

for Automation
(5 programs)

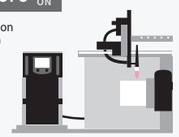

SAM

Automation module compatibility

SAM
(details p.74)

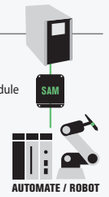

QUICK SYSTEMS

for Titan 231 DC FV / Titan 321 DC TRI

QUICK ASSEMBLY

Cooling unit quick connection
076006

QUICK CONNECT

included with Koolweld 1

OPTIONS

Filter kit
for Krypton 321
DC TRI
063143

OPTIONS

Filter kit
for Titan 400 DC TRI
046580

Titan 231 DC FV / Titan 321 DC TRI / Krypton 401 DC

TITAN 231 DC FV

230 A | 230 V • 1 ~

IP 23 | CEL cellulosic | MMA PULSE
SR | VRD inside | PFC | FV | AID | L/DB/P

no accessories :
075245

OPTIONS
Cooling unit **Koolweld 1**
1000 W, 3 L
liquid not included
070820

KRYPTON 321 DC TRI

320 A | 400 V • 3 ~

IP 23 | CEL cellulosic | MMA PULSE | VRD inside
SR | AID | L/DB/P

no accessories :
068094

OPTIONS
Cooling unit **Koolweld 1**
1000 W, 3 L
liquid not included
070820

TITAN 400 DC TRI

400 A | 400 V • 3 ~

IP 23 | CEL cellulosic | FAST PULSE | 10 › 20 kHz
AID | SR | L/DB/P

no accessories :
013520

OPTIONS
Cooling unit **WCU 1kW C**
1000 W, 5.5 L
liquid not included
013537

KRYPTON 401 DC

400 A | 400 V • 3 ~

IP 23 | CEL cellulosic | FAST PULSE | AID | 10 kHz
SR | VRD inside | L/DB/P

no accessories :
080904

OPTIONS
Cooling unit **Koolweld 3**
1000 W, 5.5 L
liquid not included
083363

CE NORM. EN60974-1	MADE IN FRANCE	50/60 Hz	AM	I_2 TIG	I_2 MMA	INTEGRATED TECHNOLOGY									TIG EN60974-1 (40°C)			MMA EN60974-1 (40°C)			Uo	Protected & compatible power generator (+/-15%)	L × W × H cm / kg	L × W × H cm / kg
			A	A	A	SR	VRD	AID	TIG PULSE	E WELD	WAVE FORMS	MMA PULSE	CEL	IP	I (60%)	X% (I2 max)	100%	IA (60%)	X% (I2 max)					
TITAN 231 DC FV		230 V 1~	16	3→230	5→230	■	■	■	0.1→ 2 000 Hz	■	■	■	■	23S	215 A	45 %	200 A	175 A	25 %	77.5 V	12.5 kVA	51 × 30 × 47 / 18.2	49 × 27 × 40 / 16.6
		110 V 1~	32	3→140	5→120										120 A	40 %	100 A	85 A	23 %	69 V			
KRYPTON 321 DC TRI		400 V 3~	32	3→320	5→320	■	■	■	0.1→ 2 000 Hz	■	■	■	■	23	300 A	45 %	280 A	280 A	40 %	86.8 V	17.6 kVA	70 × 39 × 50 / 26	64 × 26 × 46 / 23.7
TITAN 400 DC TRI		400 V 3~	32	3→400	5→400	■	—	■	0.1→20 000 Hz	■	■	■	■	23	400 A	60 %	360 A	400 A	60 %	82 V	30 kW	81 × 39 × 59 / 41.5	75 × 30 × 53 / 39
KRYPTON 401 DC		400 V 3~	32	3→400	5→400	■	■	■	0.1→ 10 000 Hz	■	■	■	■	23	360 A	45 %	320 A	300 A	30 %	64.5 V	30 kW	81 × 39 × 59	75 × 30 × 53

OPTIONS

Foot pedal RC-FA1
4 m
045682
✓ Titan 231
✓ Krypton 321
✓ Titan 400

Foot pedal RC-FA2
4 m
083356
✓ Krypton 401

Hand remote control RC-HA1
8 m
045675
20 m
066625
✓ Titan 231
✓ Krypton 321
✓ Titan 400

Remote control RC-HD2
062122
✓ Titan 231
✓ Krypton 321
✓ Titan 400

Remote control RC-HD3
079700
✓ Krypton 401

Skate
037717
✓ Titan 400
✓ Krypton 401

Diable JOBSITE XL
039568

✓ Titan 231
✓ Krypton 321

Diable 10m³ XL
076341

✓ Titan 231
✓ Krypton 321

Trolley
4m³ L
071568
10m³ L
075498

✓ Titan 400
✓ Krypton 401

USB key
16 Go/GB included
062344

✓ Titan 400

TIG AC/DC

SR SECONDARY REGULATION

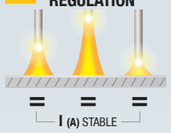

VRD inside Voltage Reduction Device

Software & Hardware protection

	Uo (EN60974-1)	U (Voltmeter)
VRD ON	26 V	29 V
VRD OFF	70 V	57 V
ON → OFF sensibility	< 200 Ω	
OFF → ON delay	< 0.3 s	

TIG LIFT

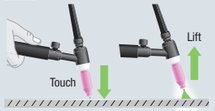

ALU SHOCK RESISTANT

ACCESSIBILITY

ERGONOMIC & EASY
Large 5 inch LCD colour screen

8 languages
- French
- English
- German
- Italian
- Spanish
- Portuguese
- Dutch
- Russian

TIG
STD AC/DC · SPOT · PULSE · TACK · LIFT · AC MIX

MMA
STANDARD · PULSE · MMA AC

AUTOMATION
CONNECT 5 ARC ON
for Automation (5 programs)

PROTIG 200 AC/DC

200 A | 230 V • 1 ~

P400 · SR · VRD inside · TIG PULSE · AID · L/DB · MMA PULSE

2m, 25mm² · 2m, 25mm² · SR26DB, 4m

068742

PROTIG 201 AC/DC FV

200 A | 110 → 230 V • 1 ~

P400 · PFC · FV · SR · VRD inside · TIG PULSE · AID · L/DB/P · MMA PULSE

no accessories :
061828

2m, 25mm² · 2m, 25mm² · SR26DB, 4m

063945

PROTIG 201L AC/DC

200 A | 230 V • 1 ~

P400 · PFC · SR · VRD inside · TIG PULSE · AID · L/DB/P · MMA PULSE

no accessories :
062610

2m, 25mm² · 2m, 25mm² · SR20DB, 4m

063952

PROTIG 230 AC/DC FV

230 A | 110 → 230 V • 1 ~

P400 · SR · VRD inside · TIG PULSE · AID · L/DB/P · AD · MMA PULSE

2m, 25mm² · 2m, 25mm² · SR26DB, 4m

083967

TIG 250 AC/DC

250 A | 400 V • 3 ~

250A / 60 % TIG

SR · TIG PULSE · AID · CONNECT 5 ARC ON · L/DB/P · FAN LESS · IP 23

no accessories :
012004

FAN LESS — 100 % DUST PROOF

UNIQUE TECHNOLOGY by GYS — LIQUID COOLED ELECTRONICS

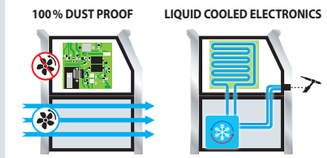

OPTIONS

Foot pedal RC-FA1
4 m
045682

Hand remote control RC-HA1
8 m
045675
20 m
066625

10 m³

Skate TIG 250 AC/DC
for TIG 250 AC/DC
max 10 m³ (50 l)
80 x 47 x 90 cm / 8 kg
12 x 37 x 58 cm / 8,8 kg
040960

Cooling liquid (not included)
2 L
082212
5 L
062511
10 L
052246

Screen protections
(x5)
044043



		50/60Hz	A	I2 TIG A AC	I2 TIG A DC	P400	PFC	FV	SR	VRD	AID	TIG PULSE	IP23	FAN LESS	TIG I (60%)	TIG X% (I2 max)	TIG 100 %	MMA I (60%)	MMA X% (I2 max)	Freq. AC Hz	Uo	mm²	Protected & compatible power generator (+/-15 %)		L × W × H cm / kg
MADE IN GYS CHINA	PROTIG 200 AC/DC	230V•1~	13	10→200	10→160	■	—	—	■	■	■	0.1 → 900Hz (DC) 0.1 → 20 Hz (AC)	—	—	AC 90 A DC 115 A	AC 20% DC 20%	—	90 A	20%	20 → 200	64 V	Ø 13, 35/50	7.5 kW	10 kVA	47 × 34 × 39 / 18.8
MADE IN FRANCE	PROTIG 201 AC/DC FV	110V•1~	20	10→160	10→160	■	■	■	■	■	■	0.1 → 2000Hz (DC) 0.1 → 10 Hz (AC)	—	—	AC 105 A DC 120 A	AC 20% DC 25%	—	90 A	32%	20 → 200	70 V	Ø 13, 35/50	7.5 kW		061828 - 51 × 30 × 47 / 16.6
		230V•1~	13	10→200	10→160										AC 90 A DC 100 A	AC 13% DC 25%		100 A	25%						063945 - 51 × 30 × 47 / 21.1
	PROTIG 201 L AC/DC	230V•1~	13	10→200	10→160	■	■	—	■	■	■	0.1 → 2000Hz (DC) 0.1 → 10 Hz (AC)	—	—	AC 90 A DC 100 A	AC 13% DC 25%	—	100 A	25%	20 → 200	70 V	Ø 13, 35/50	7.5 kW		062610 - 51 × 30 × 47 / 24.1
																									063952 - 51 × 30 × 47 / 28.8
MADE IN GYS CHINA	PROTIG 230 AC/DC FV	110V•1~	32	10→140	10→100	■	—	—	■	■	■	0.1 → 2000Hz (DC) 0.1 → 10 Hz (AC)	—	—	AC 100 A DC 80 A	AC 10% DC 15%	—	80 A	25%	20 → 200	75 V	Ø 13, 35/50	7.5 kW	10 kVA	47 × 34 × 39 / 19.6
		230V•1~	16	10→230	10→190										AC 180 A DC 140 A	AC 20% DC 25%		200 A	20%		67 V				
MADE IN FRANCE	TIG 250 AC/DC	400V•3~	16	10→250	5→250	—	—	—	■	—	■	0.1 → 2500Hz (DC) 0.1 → 2Hz (AC)	■	■	AC/DC : 250 A	AC/DC : 60%	200 A	230 A	40%	20 → 200	85 V	Ø13, 35/50	10 kW	12.5 kVA	76 × 47 × 79 / 58

TIG AC/DC

CUSTOMISATION



ACCESSIBILITY

3 interface levels
- EASY
- ADVANCED
- EXPERT

10 languages
- French
- English
- German
- Italian
- Spanish
- Czech
- Dutch
- Russian
- Chinese
- Japanese

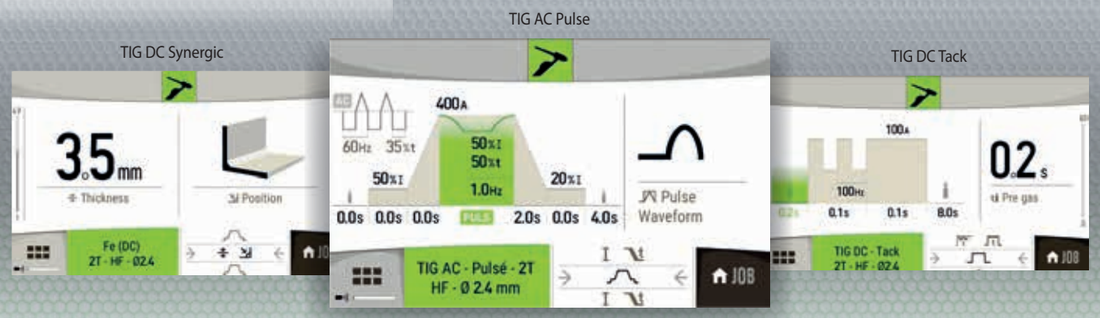

TIG

STANDARD AC/DC	HF / LIFT / TOUCH HF	WAVE FORMS	E TIG	HF REG
PULSE	SPOT / MULTISPOT			
FAST PULSE 2.5 › 20 kHz	TACK / MULTITACK			
	AC MIX			

AC & Pulse 16 combinations

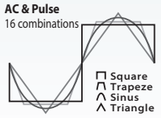

CONSTANT ENERGY

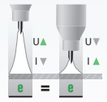

MMA

STANDARD	PULSE	15 › 150 HZ
MMA AC		WAVE FORMS

MANUAL

QUICK LOAD

MULTIJOB

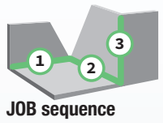

AUTOMATION

CONNECT 5 ARC ON
- ✓ Titanium 230
- ✓ Titanium 400

for Automation (5 programs)

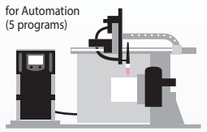

SAM ✓ Automation module compatibility SAM **(details p.74)**

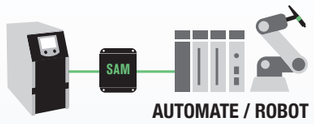

TIG WIZARD

PATENTS REGISTERED

WIZARD ALU

High productivity without filler metal

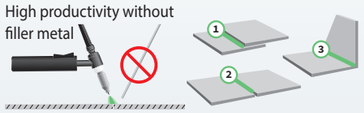

WIZARD ALU AERO

Ultra silent & ideal thin sheets

WIZARD COPPER

Ideal for splicing of wires (0.5 to 2.2 mm)

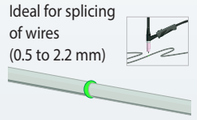

WIZARD STAINLESS STEEL

No oxidation, no finishing action

WIZARD LAB

Design your welding mode

CONNECTIVITY

TRACEABILITY

History data export

- ✓ QMOS - WPQR
- ✓ DMOS - WPS

ENERGY CONTROL : 20 kHz, kJ or kJ/cm

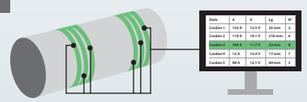

PORTABILITY

Share configuration & jobs

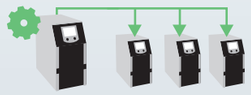

SOFTWARE UPDATE

COMPLETE PACK details - p.31

POWER FACTOR CORRECTION PFC EN 61000-3-12 FV FLEXIBLE VOLTAGE

PFC POWER FACTOR CORRECTION

185 V ⇄ 265 V — 100 m

FV FLEXIBLE VOLTAGE

85 V ⇄ 265 V — 100 m

Screen 5"

TITANIUM 230 AC/DC FV

230 A | 110-230 V • 1 ~

230A 35 % TIG

PFC | FV | SR | VRD inside | L|DB|P

TIG PULSE | FAST PULSE

MMA PULSE | CEL cellulosic | IP 23

no accessories :

061996

075924

OPTIONS

Foot pedal RC-FA1
4 m
045682

Hand remote control RC-HA1
8 m
045675
20 m
066625

Remote control RC-HD2
062122

Filter kit
046580



USB key
16 Go/GB included
062344

EN60974-1	MADE IN FRANCE	50/60 Hz	A	A	SR	VRD	TIG PULSE	E TIG	WAVE FORMS	MMA PULSE	CEL	AD	IP23	I (60%)	X% (I2 max)	100%	I (60%)	X% (I2 max)	Hz	Uo	mm²	Protected & compatible power generator (+/-15 %)	L × W × H cm / kg	L × W × H cm / kg
				I2 TIG	INTEGRATED TECHNOLOGY									EN60974-1(40°C) TIG			EN60974-1 (40°C) MMA		Freq. AC					
TITANIUM 230 AC/DC FV		110 V 1~	32	140 A	■	■	0.1 → 20 000 Hz (DC) 0.1 → 500 Hz (AC)	■	■	■	■	■	■	140 A	100 %	140 A	130 A	50 %	20 → 300	53	Ø13 35/50	8,5 KW	60 × 39 × 48 / 25.5	50 × 25 × 44 / 23.6
		230 V 1~	16	5 → 230 (AC) 3 → 230 (DC)										190 A	35 %	160 A	160 A	20 %						

TIG AC/DC

NEW
SCREEN 7"

COMING SOON

TITANIUM 321 AC/DC

320 A | 400 V • 3 ~

320A 80 % TIG

SR | VRD inside | L|DB|P | IP 23 | TIG PULSE | FAST PULSE | MMA PULSE | CEL cellulosic

no accessories :
069879

OPTIONS

Cooling unit **Koolweld 3**
1000 W, 5.5 L
liquid not included
083363

SR **SECONDARY REGULATION**

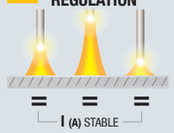

IP 23 **INDOOR / OUTDOOR**

Screen 5"

OPTIONS

Cooling unit **WCU 1kW C**
1000 W, 5.5 L
liquid not included
013537

Pack DEGAUSS

TITANIUM 400			
pack TITANIUM 400 DEGAUSS 067981	RC-MMA/DEGAUS 8m 066496	DEGAUSS cables kit (2x13)+(1x20) m, Texas 50.21 067929	DEGAUSS USB key 067974

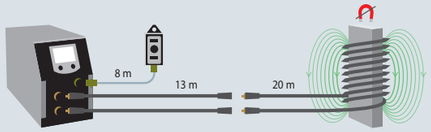

TITANIUM 400 AC/DC

400 A | 400 V • 3 ~

400A 60 % TIG

SR | L|DB|P | IP 23 | TIG PULSE | FAST PULSE | MMA PULSE | CEL cellulosic

no accessories :
013568

OPTIONS

for Titanium 321
Foot pedal RC-FA2
5 m
083356

for Titanium 400
Foot pedal RC-FA1
4 m
045682

Amphenol, 7 pts, male
046238

7 pts, male
045699

for Titanium 400
Hand remote control RC-HA1
8 m
045675
20 m
066625

for Titanium 321
Remote control RC-HD3
079700

for Titanium 400
Remote control RC-HD2
062122

Remote control RC-MMA/DEGAUS
066496

Trolley 10m³ L
075498

Skate
073593

Filter kit
046580
✓ Titanium 400

USB key
16 Go/GB
included with Titanium 400
062344

CE NORM. EN60974-1	MADE IN FRANCE	50/60 Hz	A	A	SR	VRD	TIG PULSE	E TIG	WAVE FORMS	MMA PULSE	CEL	AD	IP23	I (60%)	X% (I2 max)	100%	I (60%)	X% (I2 max)	Hz	Uo	mm²	Protected & compatible power generator (+/-15%)	L × W × H cm / kg	L × W × H cm / kg
				I2 TIG	INTEGRATED TECHNOLOGY									EN60974-1(40°C) TIG			EN60974-1 (40°C) MMA		Freq. AC					
TITANIUM 321 AC/DC		400V 3~	32	5 → 320 (AC) 3 → 320 (DC)	■	■	0.1 → 20 000 Hz (DC) 0.1 → 2500 Hz (AC)	■	■	■	■	■	■	320 A	80 %	310 A	270 A	40 %	20 → 300	81	Ø13 35/50	13 kW	81 × 38 × 58 / 40	72 × 30 × 56 / 38
TITANIUM 400 AC/DC		400V 3~	32	5 → 400 (AC) 3 → 400 (DC)	■	–	0.1 → 20 000 Hz (DC) 0.1 → 500 Hz (AC)	■	■	■	■	■	■	400 A	60 %	360 A	400 A	60 %	20 → 300	85	Ø13 70/95	30 kW	81 × 38 × 58 / 42.5	71 × 28 × 48 / 39.7

PRTOTIG 250 DC

pack PROTIG 250 DC TRI AL1 084407	SR26 L, 8 m 046184	4 m, 25 mm² 043794

TIG 300 DC

pack TIG 300 DC AL2 012332	SR26 L, 8 m 046184	—	4 m, 25 mm² 043794	—	Diable 10m³ XL 076341
pack TIG 300 DC ADB2 012356	—	SR26 DB, 8 m 046177	4 m, 25 mm² 043794	—	Diable 10m³ XL 076341
pack TIG 300 DC WL1 012363	SR20 L, 8 m 046153	—	4 m, 25 mm² 043794	WCU0.5kW B 032217	—
pack TIG 300 DC WDB1 012370	—	SR20 DB, 8 m 046146	4 m, 25 mm² 043794	WCU0.5kW B 032217	Diable 10m³ XL 076341

TITAN 231 DC

pack TITAN 231 DC AL 081253	SR26 L, 8 m 046184	—	4 m, 25 mm² 043794	—	—
pack TITAN 231 DC WL 081260	SR20 L, 8 m 046153	—	4 m, 25 mm² 043794	Koolweld 1 070820	Diable 10m³ XL 076341
pack TITAN 231 DC WDB 081277	—	SR20 DB, 8 m 046146	4 m, 25 mm² 043794	Koolweld 1 070820	Diable 10m³ XL 076341

KRYPTON 321 DC

pack KRYPTON 321 DC AL1 083059	SR26 L, 8 m 046184	—	4 m, 25 mm² 043794	—	Diable 10m³ XL 076341	—
pack KRYPTON 321 DC ADB1 083073	—	SR26 DB, 8 m 046177	4 m, 25 mm² 043794	—	Diable 10m³ XL 076341	—
pack KRYPTON 321 DC WDB1 083097	—	SR20 DB, 8 m 046146	4 m, 25 mm² 043794	Koolweld 1 070820	Diable 10m³ XL 076341	—
pack KRYPTON 321 DC WDB2 083103	—	SR20 DB, 8 m 046146	4 m, 25 mm² 043794	Koolweld 1 070820	—	Trolley 10m³ L 075498

TITAN 400 DC

pack TITAN 400 DC WL 081369	450 W L, 8 m 037359	—	4 m, 70 mm² 043831	WCU1kW C 013537	Trolley 10m³ L 075498
pack TITAN 400 DC WDB 081376	—	450 W DB, 8 m 037366	4 m, 70 mm² 043831	WCU1kW C 013537	Trolley 10m³ L 075498

KRYPTON 401 DC

pack KRYPTON 401 DC WL 084469	450 W L, 8 m 037359	—	4 m, 70 mm² 043831	Koolweld 3 083363	Trolley 10m³ L 075498
pack KRYPTON 401 DC WDB 084476	—	450 W DB, 8 m 037366	4 m, 70 mm² 043831	Koolweld 3 083363	Trolley 10m³ L 075498

PROTIG 201 AC/DC

pack PROTIG 201 AC/DC L 066342	SR26 L, 8 m 046184	4 m, 25 mm² 043855	4 m, 25 mm² 043794	Diable 10m³ XL 076341	Ø 6,3/12 - 1,5 m 066670

PROTIG 201 L AC/DC

pack PROTIG 201 L AC/DC L 066359	SR20 L, 8 m 046153	4 m, 25 mm² 043855	4 m, 25 mm² 043794	10m³ XL T/M1 041257	Ø 6,3/12 - 1,5 m 066670

TIG 250 AC/DC

pack TIG 250 AC/DC L 035430	SR18 L, 8 m 045378	—	4 m, 25 mm² 043794	Skate 040960
pack TIG 250 AC/DC DB 012301	—	SR18 DB, 8 m 046092	4 m, 25 mm² 043794	Skate 040960

TITANIUM 230 AC/DC FV

pack TITANIUM 230 AC/DC FV AL1 076976	SR26 L, 8 m 046184	—	4 m, 25 mm² 043794	—	—
pack TITANIUM 230 AC/DC FV AL2 076983	SR26 L, 8 m 046184	—	4 m, 25 mm² 043794	—	Diable 10m³ XL 076341
pack TITANIUM 230 AC/DC FV ADB2 077027	—	SR26 DB, 8 m 046177	4 m, 25 mm² 043794	—	Diable 10m³ XL 076341
pack TITANIUM 230 AC/DC FV WL1 076990	SR20 L, 8 m 046153	—	4 m, 25 mm² 043794	Koolweld 1 070820	—
pack TITANIUM 230 AC/DC FV WL2 077003	SR20 L, 8 m 046153	—	4 m, 25 mm² 043794	Koolweld 1 070820	Diable 10m³ XL 076341
pack TITANIUM 230 AC/DC FV WDB1 077034	—	SR20 DB, 8 m 046146	4 m, 25 mm² 043794	Koolweld 1 070820	—
pack TITANIUM 230 AC/DC FV WDB2 077041	—	SR20 DB, 8 m 046146	4 m, 25 mm² 043794	Koolweld 1 070820	Diable 10m³ XL 076341

TITANIUM 400 AC/DC

pack TITANIUM 400 AC/DC WL 081383	450W L, 8 m 037359	—	4 m, 70 mm² 043831	WCU1kW C 013537	Trolley 10m³ L 075498
pack TITANIUM 400 AC/DC WDB 081390	—	450W DB, 8 m 037366	4 m, 70 mm² 043831	WCU1kW C 013537	Trolley 10m³ L 075498

Cooling liquid
(not included)

2L
082212

5L
062511

10L
052246

Pressure-regulators
(not included)

p. 132

TORCHES & CONSUMABLES

			X% DC	X% AC				
TIG 9	Air	Ø 35/50 Amphenol	110 A (35%)	80 A (60%)	Classic	4m	B	084049
					Pro	4m	B	084087
						8m		084094
TIG 17	Air	Ø 35/50 Amphenol	140 A (60%)	125 A (60%)	Classic	4m	DB	072213
					Pro	4m	B	084124
						8m		084131
TIG 26	Air	Ø 35/50 Amphenol	180 A (35%)	130 A (35%)	Classic	4m	DB	072220
					Pro	4m	B	084162
						8m		084179
TIG 20	Liquid	Ø 35/50 Amphenol	240 A (100%)	170 A (100%)	Classic	4m		084056
					Pro	4m	B	084100
						8m		084117
TIG 18	Liquid	Ø 35/50 Amphenol	320 A (100%)	240 A (100%)	Classic	4m		084063
					Pro	4m	B	084148
						8m		084155
TIG 450 W	Liquid	Ø 35/50 Amphenol	400 A (100%)	280 A (100%)	Classic	4m		084070
					Pro	4m	B	084186
						8m		084193

OPTIONS

B
Button - Bouton
- Schaltfläche
- Botón - Botão

Classic 084209
Pro 084247

DB
- Double button - Double bouton - Doppeldrucktaster - Doble botón - Duplo Botão

Classic 084216
Pro 084254

Up & Down

Classic 084223
Pro 084261

P
- Button with potentiometer
- Bouton et potentiomètre
- Schaltfläche mit Potentiometer
- Botón con potenciómetro
- Botão com potenciómetro

Classic 084230
Pro 084278

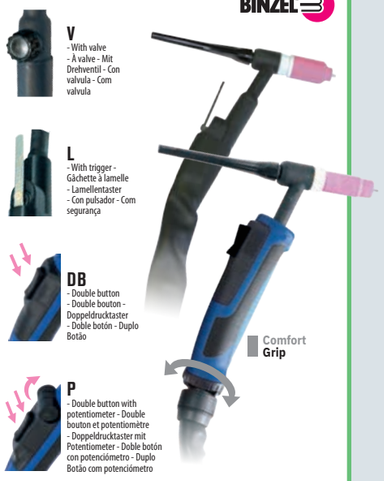

			X% DC	X% AC	Comfort Grip			
SR 9	Air	Ø 35/50 Amphenol	110 A (60%)	95 A (60%)	–	8m	L	039421
			110 A (35%)	80 A (35%)	•		DB	073722
SR 17	Air	Ø 10/25	140 A (60%)	125 A (60%)	–	4m	V	044425
		Ø 35/50 Amphenol	140 A (60%)	125 A (60%)	–	4m	V	044401
			140 A (60%)	125 A (60%)	–	4m	L	073739
						8m		073746
			140 A (35%)	100 A (35%)	•	4m	DB	069398
						8m		069404
		EURO connector (MIG)	140 A (35%)	100 A (35%)	•	4m	DB	046108
SR 26	Air	Ø 35/50 Amphenol	240 A (60%)	200 A (60%)	–	4m	L	073753
						8m		046184
			180 A (35%)	130 A (35%)	•	4m	DB	038271
						8m		046177
			180 A (35%)	130 A (35%)	•	8m	P	047877
		EURO connector (MIG)	180 A (35%)	130 A (35%)	•	8m	DB	063747
SR 20	Liquid	Ø 35/50 Amphenol	220 A (100%)	200 A (100%)	–	8m	L	046153
			240 A (100%)	170 A (100%)	•	4m	DB	038202
						8m		046146
			240 A (100%)	170 A (100%)	•	8m	P	047860
SR 18	Liquid	Ø 35/50 Amphenol	320 A (100%)	240 A (100%)	–	8m	L	045378
			320 A (100%)	230 A (100%)	•	4m	DB	046085
						8m		046092
260 W	Liquid	Ø 35/50 Amphenol	240 A (100%)	170 A (100%)	•	4m	L	039346
450 W	Liquid	Ø 35/50 Amphenol	400 A (100%)	280 A (100%)	•	8m	L	037359
							DB	037366
							P	060760

COMPATIBILITY

Ø 10 / 25 DIN	Torch TIG (L/DB)							original equipment
PROTIG 160 LIFT	9	17	26	20	18	260	450	TIG 17 DB

Ø 35 / 50 AMPHENOL	Torch TIG (V/L/DB/P)							original equipment
PROTIG 161 DC	9	17	26	20	18	260	450	TIG 17 DB
PROTIG 200 DC	9	17	26	20	18	260	450	TIG 26 DB
PROTIG 231 DC FV	9	17	26	20	18	260	450	TIG 26 DB
PROTIG 231 L DC FV	9	17	26	20	18	260	450	TIG 20 DB
PROTIG 250 DC TRI	9	17	26	20	18	260	450	TIG 26 DB
TIG 300 DC	9	17	26	20	18	260	450	–
TITAN 231 DC FV	9	17	26	20	18	260	450	
KRYPTON 321 DC TRI	9	17	26	20	18	260	450	

Ø 35 / 50 AMPHENOL	Torch TIG (V/L/DB/P)							original equipment
KRYPTON 401 DC TRI	9	17	26	20	18	260	450	–
TITAN 400 DC TRI	9	17	26	20	18	260	450	
PROTIG 200 AC/DC	9	17	26	20	18	260	450	TIG 26 DB
PROTIG 201 AC/DC	9	17	26	20	18	260	450	TIG 26 DB
PROTIG 201L AC/DC	9	17	26	20	18	260	450	TIG 20 DB
PROTIG 230 AC/DC FV	9	17	26	20	18	260	450	–
TIG 250 AC/DC	9	17	26	20	18	260	450	
TITANIUM 230 AC/DC	9	17	26	20	18	260	450	TIG 26 DB
TITANIUM 320 AC/DC	9	17	26	20	18	260	450	–
TITANIUM 400 AC/DC	9	17	26	20	18	260	450	
EXATIG	9	17	26	20	18	260	450	

OPTIONS

DIN
5pts
x1
045729

Amphenol
7 pts, male
x1
046238

Amphenol
7 pts, female
x1
064379

ADAPTOR /ADAPTATEUR
Female /Femelle > Male/Mâle

DIN 5 pts > **Amphenol** 7 pts (x1)
038486

Amphenol 7 pts > **DIN** 5 pts (x1)
038493

GAZ - GAS
Ø 5 mm
x2
045705

MIG / MAG / TIG
Torch Gas Flow Meter
Débimètre bout de torche
Durchflussmessrohr

053939

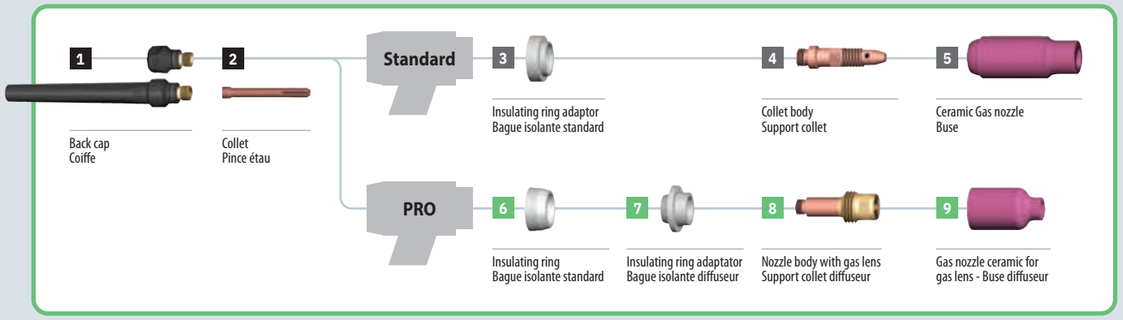

TIG 9 - 20

1
- * Short x1 044814
- * Long x1 044821

2
- * Ø 1.6 x3 044852
- Ø 2.0 x3 045132
- * Ø 2.4 x3 044869
- Ø 3.2 x3 045255

3
- x1 044890

4
- * Ø 1.6 x3 044838
- Ø 2.0 x3 045149
- * Ø 2.4 x3 044845
- Ø 3.2 x3 045248

5
- * N 4 - Ø 6.5 x3 044876
- N 5 - Ø 8.0 x3 038356
- * N 6 - Ø 9.5 x3 044883
- N 7 - Ø 11 x3 038363
- N 8 - Ø 12.5 x3 045170
- N 10 - Ø 16 x3 038370

6
- x1 045095

7
- no need

8
- Ø 1.6 x2 044906
- Ø 2.0 x2 045156
- Ø 2.4 x2 044913
- Ø 3.2 x2 045279

9
- N 4 - Ø 6.5 x3 044920
- N 6 - Ø 9.5 x3 044937
- N 7 - Ø 11 x3 045262

Included with torches

* Included in the box (1 of each).
* Inclus (à l'unité) dans le coffret.

BOX SR9 DC
Back cap (short +long)
Tungsten electrode Ø 1.6
Collets / Gas nozzle N4
044654

BOX SR20 AC/DC
Back cap (short +long)
Tungsten electrode Ø 1.6 & Ø 2.4
Collets / Gas nozzle N4 - N6
044685

TIG 17 - 18 - 26

1
- * Short x1 044944
- * Long x1 044951

2
- * Ø 1.6 x3 044982
- Ø 2.0 x3 044999
- * Ø 2.4 x3 045019
- Ø 3.2 x3 045125
- Ø 4 x3 047655

3
- x1 045040

4
- * Ø 1.6 x3 044968
- Ø 2.0 x3 044975
- * Ø 2.4 x3 044975
- Ø 3.2 x3 045118
- Ø 4 x3 047648

5
- N 4 - Ø 6.5 x3 038394
- * N 5 - Ø 8.0 x3 045026
- N 6 - Ø 9.5 x3 038400
- * N 7 - Ø 11 x3 045033
- N 8 - Ø 12.5 x3 045286
- N 10 - Ø 16 x3 045293
- N 12 - Ø 19 x3 045309

6
- x1 045040

7
- x1 045095

8
- Ø 1.6 x2 045057
- Ø 2.0 x2 045064
- Ø 2.4 x2 045064

9
- N 5 - Ø 8.0 x3 045071
- N 7 - Ø 11 x3 045088

Included with torches

* Included in the box (1 of each).
* Inclus (à l'unité) dans le coffret.

BOX SR17 - SR 18 - SR26 AC/DC
Back cap (short +long)
Tungsten electrode Ø 1.6 & Ø 2.4
Collets / Gas nozzle N5 - N7
044678

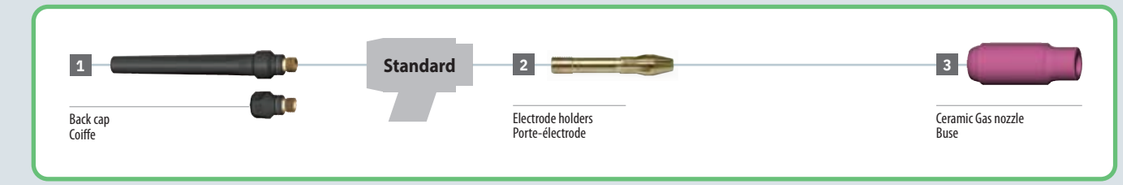

260 W

1
- * Short x1 039407

2
- * Ø 1.6 x3 039360
- Ø 2.0 x3 039377
- * Ø 2.4 x3 039384

3
- * N 2 - Ø 8.0 x5 039438

Included with torches

* Included in the box (1 of each).
* Inclus (à l'unité) dans le coffret.

BOX 260 W AC/DC
Back cap (short +long), Tungsten electrode Ø 1.6 & Ø 2.4, Collets / Gas nozzle N2 - N3
039414

TIG 450 W

1
- Short x1 037373
- Long x1 037380

2
- Ø 2.4 x3 037397
- Ø 3.2 x3 037403
- Ø 4 x3 037410
- Ø 4.8 x3 063396

3
- N 3 - Ø 10 x5 037427
- N 3 - Ø 13 x5 037434
- N 3 - Ø 15 x5 037441

POWER SUPPLY FOR ORBITAL - Source de courant pour soudage orbital - Stromquelle Orbitalschweißen

TIG DC

CAN OPEN PROTOCOL

REAL TIME TRACKING

✓HF ✓LIFT

POWER FACTOR CORRECTION PFC EN 61000-3-12 FV FLEXIBLE VOLTAGE



ORBITIG 200A

220 A 110→230 V • 1 ~

PFC FV SR

no accessories :
012448
with R-CAN 120R : 075221

35/70 mm²
Ø 13 mm

CAN BUS - CAN OPEN PROTOCOL

CE NORM. EN60974-1	MADE IN FRANCE		AM	I2	EN60974-1 (40°C)					
		50 / 60 Hz	A	A	X% (I2 max)	I2 (60%)	I2 (100%)	mm²	L × W × H cm / kg	L × W × H cm / kg
ORBITIG 200A		110 V 1~	32	5 → 180	40%	125A	110A	35/70	51 × 30 × 36 / 10.4	39 × 16 × 29 / 9.4
		230 V 1~	16	5 → 220	35%	165A	140 A			

TUNGSTEN ELECTRODE GRINDER - WAG 40 / Affuteur électrodes tungstène - Wolframelektroden-Anschleifgerät

with accessories :
045415

INCLUDED

Electrode adaptor
- Adaptateurs électrode
- Spannzange Ø 1.6 - Ø 2.4 - Ø 3.2 mm

Dust filter - Filtre poussière - Filterkassette
045422

Diamond blade cutting disc Ø 40 / Disque diamanté Ø 40/ Diamantschleifscheibe Ø 40
045439

BEST FROM GERMANY

Continuous angular adjustment : 15 > 180 °
- Réglage angulaire continu : 15 > 180 °
- Stufenlose Einstellung des Anschleifwinkels zwischen 15 > 180°

Electrode adaptors
- Adaptateurs électrode
- Spannzange

Ø 1 045446
Ø 2 045453
Ø 4 045460

1~ 230V

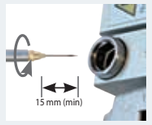

Precise adjustment of the «Stick out» (0.3mm)
- Ajustement précis du «Stick out» (0.3mm)
- Tiefenlehre zum Einstellen der Elektrodenlänge (0.3mm)



Integrated and exchangeable filter
- Filtre à particules de meulage intégré
- Integrierte Absaugung mit auswechselbarer Filterkassette

with accessories :
083721

INCLUDED

Dust cover
- Protection antipoussière
- Staubschutz

Angle plate
- Plateau d'angle
- Winkelplatte

Grinding disc Ø 33.5 mm
- Disque abrasif Ø 33.5 mm
- Schleifteller Ø 33.5 mm
083738

Angular adjustment : 15, 30, 45 & 60°
- Réglage angulaire : 15, 30, 45 & 60°
- Einstellung Schärfwinkel zwischen 15, 30, 45 & 60°

Sharpening diameter electrodes : Ø 1 - Ø 4 mm
- Affutage des éléctrodes de diamètres : Ø 1 - Ø 4 mm
- Schärfdurchmesser Elektroden : Ø 1 - Ø 4 mm

NEW 08/2024

Grinding speed adjustment
- Réglage de la vitesse d'affutage
- Einstellung der Schleifgeschwindigkeit

TIG FILLER RODS FEEDER PEN
- Stylo métaux d'apport TIG
- WIG Pen zur Führung des WIG-Stabes

for Ø 1.0 › 3.2 mm
130 × 15 mm
065857

TIG TORCH STAND WITH MAGNETIC BASE
- Support torche TIG magnétique
- WIG-Brennerhalter mitMagnetfuß

045002

Gas hose - Tuyau caoutchouc
Ø 6.3 X 13
(EN ISO 3821)

1.5 m 066670
4 m 046269
✂ x m 046276

Gas connection set
+ 2 clamps

5 m 045316

TIG FILLER RODS - Métaux d'apport TIG - WIG-Schweißstäbe



	Ø (mm)	↔ (m)		(kg)	
Steel - Acier - Stahl (SG2) AWS A 5.18 : ER70S-6 EN ISO 636A : W46 4 W3Si1	1.2	1	587	5.16	069411
	1.6	0,33	60	0.32	087224
		1	319	5.01	087019
	2.0	0,33	40	0.36	087231
		1	204	5	087217
	2.4	0,33	27	0.34	069572
		1	142	5.14	087033
Stainless - Inox - Edelstahl (308L) AWS A 5.9 : ER 308L EN ISO 14343A : W199L	1.2	0,33	108	0.34	069510
		1	110	1.04	069497
		1	560	5.18	087118
	1.6	0,33	60	0.34	087248
		1	60	1.04	069428
		1	315	5.18	087156
	2.0	0,33	40	0.36	087255
		1	40	1.06	069435
		1	205	5.18	087163
Stainless - Inox - Edelstahl (316L) AWS A 5.9 : ER 316L EN ISO 14343A : W19 12 3L	1.2	0,33	108	0.36	069527
		1	110	1.04	069442
		1	560	5.2	069480
	1.6	0,33	60	0.34	087262
		1	60	1.02	069459
		1	315	5.16	087125
	2.0	0,33	40	0.34	087279
		1	40	1.06	069466
		1	205	5	087200
	2.4	1	28	1.08	069473
		1	140	5.09	087149
Aluminium - Alu - Aluminio (AlMg5) AWS A 5.10 : ER 5356 EN ISO 18273 : 5 Al 5356	1.6	0,33	60	0.15	069534
		1	920	5.11	087170
	2.0	0,33	40	0.14	087286
		1	590	5.22	087187
	2.4	0,33	27	0.14	069565
		1	410	5.35	087194
	3.2	1	240	5.32	069503
Copper - Cuivre - Kupfer (ErCu)	2.0	0,33	36	0.36	069558
Brass - Laiton - Bronze (CuZn40)	2.0	0,33	5	0.06	047280
Titanium - Titane - Titan T40 ERTI-2	1.6	0,33	83	0.28	069541

TUNGSTEN ELECTRODES - Électrodes tungstène - Wolfram Elektroden

AC & DC

WL15	WL20	WC	E3®	WR2	LYMOX LUX®
LANTHANE 1.5%	LANTHANE 2%	CERIUM 2%		RARE EARTHS 2%	W + RARE EARTHS 4%
Gold	Blue	Grey	Lila	Turquoise	Fuchsia/Grey
Quality ★★★	Quality ★★★	Quality ★★★	Quality ★★	Quality ★	Quality ★★★
Economic	Economic	Economic	Economic	Economic	Economic
Fe/CrNi ■■■	Fe/CrNi ■■■■	Fe/CrNi ■■■■	Fe/CrNi ■■■■	Fe/CrNi ■■	Fe/CrNi ■■■■
Al ■■■■	Al ■■	Al ■■	Al ■■	Al ■	Al ■■■■
⎓ ■■■	⎓ ■■■	⎓ ■■■	⎓ ■■■	⎓ ■■	⎓ ■■■
~ ■■■■	~ ■■■	~ ■■■	~ ■■	~ ■	~ ■■■■
Ø 1.6 x10 045330	Ø 1.6 x10 037137	Ø 1.6 x10 063174	Ø 1.6 x10 046733	Ø 1.6 x10 044586	Ø 1.6 x10 072428
Ø 2.0 x10 045347	Ø 2.0 x10 037120	Ø 2.4 x10 063181	Ø 2.0 x10 046764	Ø 2.0 x10 044593	Ø 2.0 x10 072435
Ø 2.4 x10 045354	Ø 2.4 x10 037144	Ø 3.2 x10 063198	Ø 2.4 x10 046771	Ø 2.4 x10 044609	Ø 2.4 x10 072442
Ø 3.2 x10 045361	Ø 3.0 x10 037151		Ø 3.2 x10 046788	Ø 3.2 x10 044616	Ø 3.2 x10 072459
	Ø 3.2 x10 037168		Ø 4.0 x10 046795		
	Ø 4.0 x10 037175		Ø 4.8 x10 063167		

AC

WP
PUR
Green
Quality ★★
Economic
Fe/CrNi
Al ■■■
⎓
~ ■■■
Ø 1.6 x10 044555
Ø 2.0 x10 046719
Ø 2.4 x10 044579
Ø 3.2 x10 046726

MIG-MAG
GMAW-FCAW

TRADITIONAL
110 › 450 A

SMARTMIG	38
MONOGYS / MAGYS	40

INVERTER
85 › 500 A

EASYMIG	42
MULTIWELD	44
MULTIPEARL	48
KRONOS	50
NEOMIG-i	54
EXAGON	56
NOMADFEED/EXATIG	58

PULSE
220 › 500 A

GALAXY	60
NEOPULSE	64

ACCESSORIES & CONSUMABLES	70

MIG/MAG
TRADITIONAL

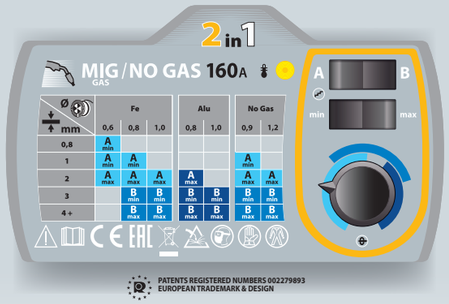

SMARTMIG 110

110 A | Ø 100

NO GAS

033993

SMARTMIG 142

140 A | Ø 100/200

GAS NO GAS

033153

SMARTMIG 162

160 A | Ø 100/200

GAS NO GAS | **160 A** on 13 A fuse

033160

034297

SMARTMIG 182

180 A | Ø 200/300

GAS NO GAS

033184

OPTIONS

150 A | type A

Kit soudage NO GAZ
- No Gas Welding Kit
- Schweißset Fülldraht

Ø 0.9 1.0 / 1.2
041240

NO GAS Fil fourré / Flux cored wire / Fülldrahtelektrode
INFO

A	Inverser les polarités / Reverse polarities / Polarität wechseln	
B	Changer le tube contact / Change the contact tip / Kontaktrohr austauschen	NO GAS Ø mm: 0.9, 1.2 → Ø mm: 1.0, 1.2
C	Changer le galet / Change the roller / DV-Rolle austauschen	SPECIAL NO GAS
D	Supprimer la buse / Remove the nozzle / Gasdüse abziehen OU / OR / ODER Utiliser une buse spéciale NO GAS (isolée) / Use a special nozzle NO GAS (isolated) / Spezielle Gasdüse für "NO GAS" (isoliert) verwenden	> 30 mm

150 A
Ref. 041868

CE NORM. EN60974-1	MADE IN GYS CHINA	50 / 60 Hz	A	EURO		min → max A	Reg	EN60974-1 (40°C) IA (60%)	X% (I2 max)	Uo (V)	Electronic Control	100 mm 1 kg	200 mm 5 kg	300 mm 15 kg	Ø mm GAS	Ø mm NO GAS	Original equipment Equipement d'origine Originalausstattung Equipamiento de fabrica	TYPE		Protected & compatible power generator (+/-15%)	L × W × H cm / kg	L × W × H cm / kg
SMARTMIG 110		230 V 1~	13	—		40 → 110	2	—	85A @ 6%	25.5→30		■	—	—	—	0.6 → 0.9	0.9	**D**-044081	0.9	3 kW	40 × 19 × 39 / 13.6	34 × 17 × 34 / 13
SMARTMIG 142		230 V 1~	13	—		40 → 140	4	60	90A @ 20%	28→39		■	■	—	0.6 → 0.8	0.6 → 0.9	0.6 / 0.8	**A**-042339	0.8	3.5 kW	50 × 25 × 44 / 22.5	43 × 24 × 36 / 20
SMARTMIG 162		230 V 1~	16	■		30 → 160	4	70	115A @ 20%	25.5→40		■	■	—	0.6 → 1.0	0.9 → 1.2	0.6 / 0.8	**A**-042339	0.8	5 kW	56 × 26 × 46 / 28.1	53 × 24 × 44 / 24
SMARTMIG 182		230 V 1~	16	■		35 → 180	4	80	140A @ 15%	28→45		—	■	■	0.6 → 1.0	0.9 → 1.2	0.6 / 0.8	**A**-042339	0.8	6 kW	78 × 30 × 67 / 52	77 × 48 × 78 / 47

MIG/MAG TRADITIONAL SYNERGIC

Capacitor TRADITIONAL SYNERGIC MIG/MAG CAPACITOR

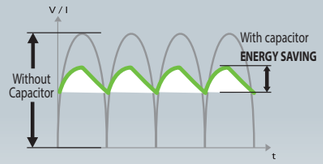

> PERFECT WELD

PATENTS REGISTERED EUROPEAN TRADEMARK & DESIGN

SYNERGIC • EASY TO USE

Auto adaptative wire speed
- Réglage automatique de la vitesse
- Automatische Einstellung der Drahtgeschwindigkeit

MONOGYS 200-4 CS

200 A | Ø 200/300

GAS | Capacitor

3 m + 2 m, 25 mm²

065949

MONOGYS 250-4 CS

250 A | Ø 200/300

GAS | Capacitor

3 m + 2.5 m, 25 mm²

020368

MONOGYS 320-4 CS

320 A | Ø 200/300

GAS | NO GAS | Capacitor

4 m + 4 m, 35 mm²

065079

Delivered in x3

no accessories :

063020

ACCESSORIES BOX

DESIGN GYS FRANCE	EN60974-1	50/60 Hz			A Norm	A Intensive	A	Reg	EN60974-1 (40°C) IA (60%)	X% (I2 max)	U₀ (V)	Electronic Control	max m/min	Ø mm MIG/MAG (Gas)	Flux Cored Wire (Gas / No Gas)	Original equipement Equipement d'origine Originalausstattung Equipamiento de fabrica mm	TYPE		Protected & compatible power generator (+/-15%)	L × W × H cm / kg
MADE IN GYS CHINA	MONOGYS 200-4 CS	230 V 1~	—	2 m	16	25	25 → 200	6	110	200 A @ 15%	17→34		15	0.6 → 1.0	—	0.8/1.0	A 041189	1.0 mm	7.5 kW	78 × 38 × 68 / 68
MADE IN GYS CHINA	MONOGYS 250-4 CS	240 V 1~	—	2 m	25	40	40 → 250	8	155	250 A @ 15%	17→38		20	0.8 → 1.2	—	0.8/1.0	B 042360	1.0 mm	9 kW	37 × 80 × 67 / 82
MADE IN FRANCE	MONOGYS 320-4 CS	240 V 1~	—	3 m	32	50	30 → 320	12	210	320 A @ 25%	17→43		20	0.8 → 1.2	0.9 → 1.2	1.0/1.2	B 046849	1.2 mm	13 kW	113 × 77 × 116 / 108.4

WF WIRE FEEDER COMPATIBILITY

Ø 200/300 -

Ø1/1.2 (original equipment)

WS-4L LIQUID

033573

OPTIONS WS-4R/4L



Skate 040977

Wirefeeder support 036277

GENERATOR

MAGYS 500 WS

450 A

LIQUID | WF | GOUGING

no accessories :

032200

COMPLETE PACKS

MAGYS 500 WS						
pack MAGYS 500 WS 1 032330	WS-4L 033573	—	4m, 70 mm² 043831	10m, liquid, ø 70 mm² 033658	500 A, 4 m, liquid 081147	—
pack MAGYS 500 WS 4 036475	WS-4L 033573	—	4m, 70 mm² 043831	5m, liquid, ø 70 mm² 033641	500 A, 4 m, liquid 081147	—
pack MAGYS 500 WS 2 032347	WS-4L 033573	Alu, Ø1/1.2 (x2) 042162	4m, 70 mm² 043831	10m, liquid, ø 70 mm² 033658	—	500 A, 3 m, liquid 081154

OPTIONS

Polarity reversal cable
- Câble d'inversion de polarité
- Umpolungskabel

1.3 m 95 mm² 033689
5 m 95 mm² 032439
10 m 95 mm² 032446

Connection cable - Faisceaux de liaison - Zwischenschlauchpakete

AIR COOLED
5 m 70 mm² 034839

LIQUID COOLED
1.6 m 70 mm² 033696

GOUGING

Gouging - Gougeage - Fugenhobeln



Ø 8 mm max - 2 m 041516

Cable - Câble - Anschlusskabel 70 mm² - 5 m 040670

Screen protection included with Magys

046191

Cable support (x4)

046535

Cooling liquid (not included)

2L 082212
5L 062511
10L 052246



Gouging - Electrodes
- Électrodes de gougeage
- Fugenhobelelektrode
- Electrodos de carbono

Ø 5 mm	(x50)	069756
Ø 6.4 mm	(x50)	086081
Ø 8 mm	(x50)	086098

EN60974-1	MADE IN FRANCE	50/60 Hz	A Norm	A Intensive	A	Reg	EN60974-1 (40°C) I(A) (60%)	X% (I2 max)	100%	U₀ (V)	Electronic Control	max m/min	Ø mm MIG/MAG (Gas)	Flux Cored Wire (Gas / No Gas)	Original equipement Equipement d'origine Originalausstattung Equipamiento de fabrica	TYPE		Cooling system	Protected & compatible power generator (+/-15%)	L × W × H cm / kg
MAGYS 500 WS		400 V 3~	25	32	45 → 450	30	410	450 A @ 50%	320 A	18-51	—	—	—	—	—	—	+ WS-4L or WSS-4L	Liquid	30 kW	110 × 49 × 94 / 157
WS-4R		—	—	—	—	—	—	—	—	—		24	0.6 → 1.6	0.9 → 2,4	1.0 / 1.2 mm	C 042117	■	Air	—	034723 - 68 × 35 × 56 / 21.9
WS-4L																		Liquid		033573 - 69 × 57 × 39 / 22.7

MIG/MAG INVERTER

230 V • 1 ~

3 in 1 | GAS | NO GAS | MMA | INCLUDED

Youtube

EASY TO USE

Example / Exemple EASYMIG 160

EASYMIG 85

85 A | ø 100 | NO GAS

2.1 m, 10 mm² + 1.6 m, 10 mm²

065536

EASYMIG 110

100 A | ø 100 | GAS | NO GAS | MMA

2 m + 1.6 m, 16 mm² + 1.6 m, 10 mm²

013599

EASYMIG 130

120 A | ø 100 | GAS | NO GAS | MMA

120 A on 13 A fuse

2 m + 1.6 m, 16 mm² + 1.6 m, 10 mm²

032231

031869

EASYMIG 140

140 A | ø 100 | GAS | NO GAS | MMA

140 A on 13 A fuse

2 m + 1.6 m, 16 mm² + 1.6 m, 10 mm²

032262

031876

EASYMIG 150

140 A | ø 100/200 | GAS | NO GAS | MMA

140 A on 13 A fuse

2 m + 1.6 m, 16 mm² + 1.6 m, 10 mm²

032248

031883

EASYMIG 160

160 A | ø 100/200 | GAS | NO GAS | MMA

2 m + 1.6 m, 16 mm² + 1.6 m, 16 mm²

032255

OPTIONS

No Gas Welding Kit Ø 0.9
- Kit soudage no gaz Ø 0.9
- Schweißset Fülldraht

NO GAS

041240 | 150 A | type A

Isolated Nozzle (x1)

M6 - Ø 0.9/1.0 (x3)

Type A
Ø 0.9-1.0 / 1.2 (x1)

CE NORM. EN60974-1	MADE IN GYS CHINA	50 / 60 Hz	A	EURO	I2 MMA A	I2 MIG A	MIG EN60974-1 (40°C) IA (60%)	MIG EN60974-1 (40°C) X% (I2 max)	MMA EN60974-1 (40°C) IA (60%)	MMA EN60974-1 (40°C) X% (I2 max)	Uo (V)	Electronic Control	100 mm 1 kg	200 mm 5 kg	300 mm 15 kg	MIG/MAG (Gas) Ø mm	Flux Cored Wire (Gas / No Gas) Ø mm	MMA Ø mm	Original equipment Equipement d'origine Originalausstattung Equipamiento de fabrica	TYPE		L × W × H cm / kg	L × W × H cm / kg
EASYMIG 85		230V 1~	16	—	—	30 → 85	50	85 A @ 20%	—	—	30		■	—	—	—	0.6 → 0.9	—	0.6/ (no gas) / 0.9 (no gas)	**D**-068926	0.6	39 × 24 × 29 / 7.9	29 × 14 × 20 / 5.6
EASYMIG 110		230V 1~	16	—	20 → 80	30 → 100	60	100 A @ 30%	50	80 A @ 30%	62		■	—	—	0.6 → 0.8	0.6 → 0.9	1.6 → 2.5	0.8 (gas) / 0.9 (no gas)	**D**-039476	0.8/0.9	41 × 19 × 42 / 10.2	34 × 16 × 33 / 7.5
EASYMIG 130		230V 1~	16	—	20 → 100	30 → 120	70	120 A @ 20%	60	100 A @ 20%	62		■	—	—	0.6 → 0.8	0.6 → 0.9	1.6 → 3.2	0.8 (gas) / 0.9 (no gas)	**D**-039476	0.8/0.9	43 × 18 × 42 / 10.5	34 × 16 × 31 / 7.2
EASYMIG 140		230V 1~	16	■	20 → 120	30 → 140	80	140 A @ 15%	70	120 A @ 15%	62		■	—	—	0.6 → 0.8	0.6 → 0.9	1.6 → 3.2	0.8 (gas) / 0.9 (no gas)	**D**-039476	0.8/0.9	43 × 19 × 42 / 11.3	34 × 16 × 31 / 8
EASYMIG 150		230V 1~	16	■	20 → 120	30 → 140	80	140 A @ 15%	70	120 A @ 15%	62		■	■	—	0.6 → 0.8	0.6 → 0.9	1.6 → 3.2	0.8 (gas) / 0.9 (no gas)	**A**-046856	0.8/0.9	52 × 25 × 36 / 13	41 × 21 × 30 / 9.8
EASYMIG 160		230V 1~	16	■	20 → 140	30 → 160	95	160 A @ 20%	90	140 A @ 20%	59		■	■	—	0.6 → 0.8	0.6 → 0.9	1.6 → 3.2	0.8 (gas) / 0.9 (no gas)	**A**-046856	0.8/0.9	50 × 24 × 36 / 14.3	43 × 21 × 31 / 10.3

MIG/MAG INVERTER COMPACT

3 in 1 — GAS / NO GAS / MMA / Anti Sticking

INDOOR / OUTDOOR — IP 23 — 220M-C, 320T-C

Ø 200/300

EASY TO USE — MULTIWELD 180M-C

EASY TO USE — MULTIWELD FV 220M-C • 250T-C • 320T-C

230 V • 1 ~

MULTIWELD 180M-C

180 A — 230 V • 1 ~

3 m + 2m, 16mm² + 2m, 16mm²

078727

110 › 230 V • 1 ~

MULTIWELD FV 220M-C

220 A — 110 → 230 V • 1 ~

3 m + 2.5 m, 25mm² + 2m, 25mm²

065499

400 V • 3 ~

MULTIWELD 250T-C

250 A — 400 V • 3 ~

3 m + 4 m, 25mm²

078659

MULTIWELD 320T-C

320 A — 400 V • 3 ~

4 m + 4 m, 35mm²

079274

OPTIONS

NO GAS WELDING KIT Ø 0.9 - Kit soudage no gaz Ø 0.9 - Schweißset Fülldraht

NO GAS

250 A type A
- ✓ Multiweld FV 220M-C
- ✓ Multiweld 250T-C

072336

250 A type B
- ✓ Multiweld 320T-C

072343

- Base
- Ceramic nozzle (x3)
- M6 - Ø 0.9/1.0 (x3)
- Type B Ø 0.9-1.0 / 1.2 (x2)

CO2 Gas heater and regulator

MULTIWELD only AC36V/150W

RH-258, G5/8 CN 063341

GH-258, G3/4 Russia 063358

36V plug inside

*Only available from GYS China

Diable JOBSITE XL 039568

CE NORM. EN60974-1 — MADE IN GYS CHINA	50/60 Hz	mm²	m	A	I2 MMA A	I2 MIG A	EN60974-1 (40°C) MIG IA (60%)	MIG X% (I2 max)	MMA IA (60%)	MMA X% (I2 max)	Uo (V)	Electronic Control	200 mm 5 kg	300 mm 15 kg	MIG/MAG (Gas)	Flux Cored Wire (Gas / No Gas)	Ø mm MMA	Original equipment Equipement d'origine Originalausstattung Equipamiento de fabrica	TYPE		Protected & compatible power generator (+/-15 %)	L × W × H cm / kg
MULTIWELD 180M-C	230 V 1~	3x 1.5	2	16	80 → 150	30 → 180	110	180 A @ 20%	100	150 A @ 20%	59		■	■	0.6 → 0.8	0.6 → 0.9	1.6 → 3.2	0.8/0.9	A 046856	0.8	7.5 kW	58 × 30 × 49 / 21.1
MULTIWELD FV 220M-C	110 V 1~ 230 V 1~	3x 2.5	2	32 16	30 → 200	30 → 220	160	220 A @ 20%	140	200 A @ 20%	75		■	■	0.6 → 1.2	0.9 → 1.2	1.6 → 5	0.8/1.0	A 041189	0.8	8 kW	71 × 34 × 55 / 32
MULTIWELD 250T-C	400 V 3~	4x 1.5	3	16	40 → 220	40 → 250	170	250 A @ 20%	150	220 A @ 20%	59		■	■	0.6 → 1.2	0.9 → 1.2	1.6 → 5	0.8/1.0	A 041189	—	9 kW	70 × 34 × 54 / 37.7
MULTIWELD 320T-C	400 V 3~	4x 2.5	3	16	40 → 300	40 → 320	200	320 A @ 20%	180	300 A @ 20%	64		■	■	0.6 → 1.2	0.9 → 1.2	1.6 → 6	1.0/1.2	B 042360	—	13 kW	76 × 36 × 54 / 46.2

MIG/MAG INVERTER WHEELS

3 in 1 — GAS / NO GAS / MMA / Anti Sticking

INDOOR / OUTDOOR — IP 23 — 220M / 250T

Ø 200/300

230 V • 1 ~

MULTIWELD 200M

200 A — 230 V • 1 ~

3 m — 2m, 16mm² — 2m, 16mm²

066595

110 › 230 V • 1 ~

MULTIWELD FV 220M

220 A — 110 → 230 V • 1 ~

3 m — 2.5 m, 25mm² — 2m, 25mm²

065482

400 V • 3 ~

MULTIWELD 250T

250 A — 400 V • 3 ~

3 m — 4 m, 25mm²

078635

MULTIWELD 320T

320 A — 400 V • 3 ~

4 m — 4 m, 35mm²

079250

MULTIWELD 400T

400 A — 400 V • 3 ~

no accessories :

068735

4 m — 4 m, 35mm² — NEW

081031

MULTIWELD 400TG

400 A — 400 V • 3 ~

no accessories :

083974

OPTIONS

NO GAS WELDING KIT Ø 0.9 - Kit soudage no gaz Ø 0.9 - Schweißset Fülldraht

NO GAS

250 A type A

- Multiweld 200M
- Multiweld FV 220M
- Multiweld 250T

072336

250 A type B

- Multiweld 320T
- Multiweld 400T

072343

CO2 Gas heater and regulator

MULTIWELD only AC36V/150W

RH-258, G5/8 CN 063341

GH-258, G3/4 Russia 063358

36V plug inside



*Only available from GYS China

Connection cable - Faisceaux de liaison - Zwischenschlauchpakete

✓ Multiweld 400TG

AIR COOLED

5 m	70 mm²	083998
10 m	70 mm²	084001
15 m	95 mm²	084018
20 m	95 mm²	084025

MADE IN GYS CHINA (CE NORM. EN60974-1)	50/60 Hz	mm²	m	AM A	I2 MMA A	I2 MIG A	EN60974-1 (40°C) MIG IA (60%)	MIG X% (I2 max)	MMA IA (60%)	MMA X% (I2 max)	Uo (V)	Electronic Control	200 mm 5 kg	300 mm 15 kg	MIG/MAG (Gas)	Flux Cored Wire (Gas / No Gas)	Ø mm MMA	Original equipment Equipement d'origine Originalausstattung Equipamiento de fabrica Ø	TYPE		Protected & compatible power generator (+/-15 %)	L × W × H cm / kg
MULTIWELD 200M	230 V 1~	3x 2.5	2	16	30 → 180	30 → 200	115	200 A @ 15%	104	200 A @ 15%	65		■	■	0.6 → 1.0	0.9 → 1.0	1.6 → 4	0.8/1.0	A 041189	0.8	7.5 kW	78 × 37 × 68 / 42.2
MULTIWELD FV 220M	110 V 1~ / 230 V 1~	3x 2.5	2	32 / 16	30 → 200	30 → 220	160	220 A @ 30%	140	220 A @ 20%	75		■	■	0.6 → 1.2	0.9 → 1.2	1.6 → 5	0.8/1.0	A 041189	0.8	8kW	79 × 37 × 67 / 42
MULTIWELD 250T	400 V 3~	4x 1.5	3	16	40 → 250	40 → 250	200	250 A @ 30%	200	250 A @ 30%	59		■	■	0.6 → 1.2	0.9 → 1.2	1.6 → 5	0.8/1.0	A 041189	—	9 kW	78 × 37 × 68 / 48.1
MULTIWELD 320T	400 V 3~	4x 2.5	3	16	40 → 300	40 → 320	240	320 A @ 30%	220	300 A @ 30%	64		■	■	0.6 → 1.2	0.9 → 1.2	1.6 → 6	1.0/1.2	B 042360	—	13 kW	79 × 37 × 67 / 54.2
MULTIWELD 400T	400 V 3~	4x 4	5	32	40 → 400	40 → 400	300	400A @ 35%	300	400 A @ 35%	70		■	■	0.6 → 1.6	0.9 → 1.2	1.6 → 6	1.0/1.2	B 042179	—	20 kW	068735 96 × 40 × 81 / 68.1 081031 96 × 40 × 81 / 74
MULTIWELD 400T G	400 V 3~	4x 4	5	32	40 → 400	40 → 400	300	400A @ 35%	300	400 A @ 35%	70	NC	NC	NC	NC	NC	1.6 → 6	NC	NC	NC	20 kW	90 × 55 × 84 / 55
WF 20	—						500	60%	—				■	■	0.8 → 1.2	0.9 → 1.6	—	1.0 / 1.2	B 046849	—		69 × 34 × 55 / 17

MIG/MAG INVERTER SYNERGIC

4 in 1 — GAS / NO GAS — MMA / TIG

1 MIG / MANUAL
Enter your parameters

Adjust Spot & Delay

2 MIG / SYNERGIC
Easy to use

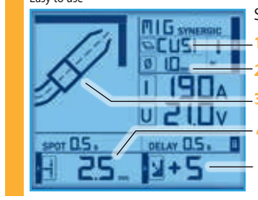

Select :
1. material
2. Ø wire
3. position
4. thickness : 0.5 → 6 mm

Adjust arc length

Fe	CrNi
AlMg5	CuSi3
AlSi5	AlSi12
CuAl8	F. C.

3 MMA

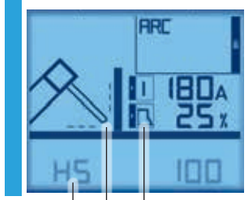

HotStart — ArcForce

Electrodes : Ø 1.6 → 5 mm

4 TIG lift

Post Gas — Downslope

Thickness : 0.5 → 8 mm

MULTIPEARL 210-2

200 A — Ø 100/200

P400 | PFC | FV | SR | HS | AF | Anti Sticking

GAS | NO GAS | MMA | TIG

3 m 072145 — 2.5 m, 16 mm² — 2 m, 16 mm²

065093

MULTIPEARL 210-4 XL

200 A — Ø 200/300

P400 | PFC | FV | SR | HS | AF | Anti Sticking

GAS | NO GAS | MMA | TIG

3 m 072145 — 2.5 m, 16 mm² — 2 m, 16 mm²

065109

MULTIPEARL 211-4

200 A — Ø 200/300

P400 | PFC | FV | SR | HS | AF | Anti Sticking

GAS | NO GAS | MMA | TIG

3 m 072145 — 2.5 m, 16 mm² — 2 m, 16 mm²

065116

PFC POWER FACTOR CORRECTION

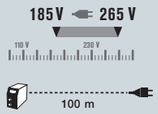

FV FLEXIBLE VOLTAGE

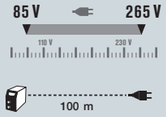

SR SECONDARY REGULATION

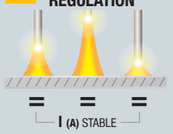

Anti Sticking

OPTIONS

TIG torch kit SR17 V (valve)
4 m
10/25 mm²
044425

TIG torch kit

SR17 DB
4 m
046108

SR26 DB
8 m
063747

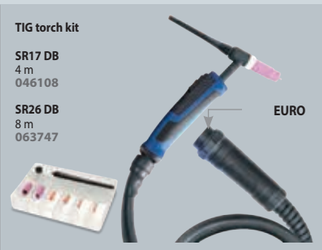

NO GAS WELDING KIT Ø 0.9
- Kit soudage no gaz Ø 0.9
- Schweißset Fülldraht

NO GAS

more p.67

072336 — 250 A — type A

- Base (x1)
- Ceramic nozzle (x3)
- M6 - Ø 0.9/1.0 (x3)
- Type A Ø 0.9-1.0 / 1.2 (x1)

MADE IN FRANCE — CE NORM. EN60974-1		50 / 60 Hz	AM A	I2 MMA A	I2 TIG A	min→max A	EN60974-1 (40°C) IA (60%)	X% (I2 max)	Uo (V)	MIG Electronic Control	max m/min	100 mm 1 kg	200 mm 5 kg	300 mm 15 kg	MIG/MAG (Gas) Ø mm	Flux Cored Wire (Gas / No Gas) Ø mm	Ø mm MMA	Original equipment Equipement d'origine Originalausstattung Equipamento de fabrica	TYPE		Protected & compatible power generator (+/-15%)	L×W×H cm / kg	L×W×H cm / kg
MULTIPEARL 210-2		110 V 1~	32	10→130	10→160	20→150	100	150 A @ 22%	76		15	■	■	—	0.6→1.0	0.9→1.0	1.6→3.2	0.8/1.0	A 041189	0.8/1.0	7.5 kW	51×32×49 / 20.2	43×24×31 / 14.8
		230 V 1~	16	10→200	10→200	20→200	130	200 A @ 20%	75								1.6→5.0						
MULTIPEARL 210-4 XL		110 V 1~	32	10→130	10→160	20→150	100	150 A @ 22%	76		15	—	■	■	0.6→1.0	0.9→1.0	1.6→3.2	0.8/1.0	B 042360	0.8/1.0	7.5 kW	62×33×57 / 26.9	50×27×42 / 20.8
		230 V 1~	16	10→200	10→200	20→200	130	200 A @ 20%	75								1.6→5.0						
MULTIPEARL 211-4		110 V 1~	32	10→130	10→160	20→150	100	150 A @ 22%	76		15	—	■	■	0.6→1.0	0.9→1.0	1.6→3.2	0.8/1.0	B 042360	0.8/1.0	7.5 kW	79×30×67 / 38	72×27×64 / 26.5
		230 V 1~	16	10→200	10→200	20→200	130	200 A @ 20%	75								1.6→5.0						

MIG/MAG MULTIPROCESS INVERTER

Expert mode - MIG

Easy mode - MIG

16 languages

- French
- English
- German
- Italian
- Spanish
- Portuguese
- Czech
- Polish
- Dutch
- Swedish
- Russian
- Chinese
- Japanese
- Vietnamese
- Finnish
- Turkish

MIG

MANUAL	STANDARD SYNERGIC
SPOT	SPOT DELAY

TIG (option p.48)

STANDARD	PULSE
SPOT	SPOT PULSE

MMA

STANDARD	PULSE

QUICK LOAD

CONNECTIVITY

PORTABILITY

Share configuration & jobs

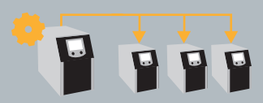

SOFTWARE UPDATE

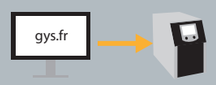

4 in 1 | GAS | NO GAS | TIG | MMA

50 W
Speed control with **tachymeter**
20 m/min max

230 V • 1~

KRONOS 250M

230 V • 1 ~ | 4 m³
250 A | Ø 200/300

3 m 072145 + 3 m, 25 mm² 043787

074996

400 V • 3~

KRONOS 250T

400 V • 3 ~ | 4 m³
250 A | Ø 200/300

3 m 072145 + 4 m, 25 mm² 043794

075016

KRONOS 320T

400 V • 3 ~ | 4 m³
320 A | Ø 200/300

4 m 063792 + 4 m, 35 mm² 043817

078734

no accessories : 075030

KRONOS 400T Duo

400 V • 3 ~ | 10 m³
400 A | Ø 200/300

4 m 063792 + 4 m, 50 mm² 047853

081062

no accessories : 075337

KRONOS 400T W

400 V • 3 ~ | 10 m³
400 A | Ø 200/300

4 m 041004 + 4 m, 50 mm² 047853

081079

no accessories : 075511

CE NORM. EN60974-1	MADE IN FRANCE	50/60 Hz	↔	Norm A	min → max A	EN60974-1 (40°C) IA (60%)	X% (12 max)	100%	Uo (V)	Electronic Control	W	m/min (max)	200 mm 5 kg	300 mm 15 kg	Ø mm MIG/MAG (Gas)	Flux Cored Wire (Gas / No Gas)	Equipement d'origine Original equipement Originalausstattung Equipamiento de fabrica mm	TYPE		Cooling system	Protection	Protected & compatible power generator (+/-15 %)		L × W × H cm / kg
KRONOS 250M		230V 1~	5 m	16	15 → 250	150 A	20 %	130 A	76 V		50 W	20	■	■	0.8 → 1.2	0.9 → 1.6	0.8 / 1.0	B-042360	1.0	Air	IP 23S	15 kW	18 kVA	80 × 35 × 77 / 53
KRONOS 250T		400V 3~	5 m	16	15 → 250	230 A	45 %	220 A	69 V		50 W	20	■	■	0.8 → 1.2	0.9 → 1.6	0.8 / 1.0	B-046849	1.0	Air	IP 23S	20 kW	24 kVA	80 × 33 × 77 / 55
KRONOS 320T		400V 3~	5 m	16	15 → 320	260 A	35 %	220 A	69 V		50 W	20	■	■	0.8 → 1.2	0.9 → 1.6	1.0 / 1.2	B-046849	1.2	Air	IP 23S	20 kW	24 kVA	078734 - 80 × 33 × 77 / 55.4 075030 - 80 × 33 × 77 / 50.5
KRONOS 400T Duo		400V 3~	5 m	32	15 → 400	300 A	35 %	280 A	66 V		50 W	20	■	■	0.8 → 1.2	0.9 → 1.6	1.0 / 1.2	B-046849	–	Air	IP 23S	25 kW	30 kVA	80 × 38 × 85 / 64.7
KRONOS 400T W		400V 3~	5 m	32	15 → 400	300 A	35 %	280 A	66 V		50 W	20	■	■	0.8 → 1.2	0.9 → 1.6	1.0 / 1.2	B-046849	–	Liquid, 800 W	IP 23S	25 kW	30 kVA	92 × 36 × 86 / 73.5

MIG/MAG MULTIPROCESS INVERTER

4 in 1	GAS	NO GAS
	TIG	MMA

POWER SOURCE • 400 V • 3~

KRONOS 400T G

400 V • 3~ | 10 m³
400 A | Ø 200/300

no accessories :
075054

KRONOS 400T GW

400 V • 3~ | 10 m³
400 A | Ø 200/300

no accessories :
075061

DOUBLE • 400 V • 3~

KRONOS 400T Duo

400 V • 3~ | 10 m³
400 A | Ø 200/300

no accessories :
075337

4 m 063792 + 4 m, 50 mm² 047853
081062

MIG WIRE FEEDERS

WF 35
50 W
Smart wire charge ✓
Ø1.0/1.2 (original equipment)
075078

3.5" display

WF 50
100 W
Smart wire charge ✓
Light ✓
Ø1.0/1.2 (original equipment)
075108

5" display

KRONOS 400T W

	Alu		Alu
pack KRONOS 400T W 2 077751	500 A, 3m, liquid 081154	4 m, 50 mm² 047853	B-type, Alu, Ø1.0/1.2 (x2) 040915

KRONOS 400T G

	Fe/CrNi	Alu		Alu		
pack KRONOS 400T G 1 077768	350 A, 4m, air 063792	—	4 m, 50 mm² 047853	—	5 m, Ø70 mm², air 075443	WF 35 075078
pack KRONOS 400T G 2 077775	—	350 A, 3m, air 063808	4 m, 50 mm² 047853	B-type, Alu, Ø1.0/1.2 (x2) 040915	5 m, Ø70 mm², air 075443	WF 35 075078
pack KRONOS 400T G 3 077782	350 A, 4m, air 063792	—	4 m, 50 mm² 047853	—	10 m, Ø70 mm², air 075450	WF 35 075078
pack KRONOS 400T G 4 077799	—	350 A, 3m, air 063808	4 m, 50 mm² 047853	B-type, Alu, Ø1.0/1.2 (x2) 040915	10 m, Ø70 mm², air 075450	WF 35 075078

KRONOS 400T GW

	Fe/CrNi	Alu		Alu		
pack KRONOS 400T GW 1 077805	500 A, 4m, liquid 081147	—	4 m, 50 mm² 047853	—	5 m, Ø70 mm², liquid 075474	WF 35 075078
pack KRONOS 400T GW 2 077812	—	500 A, 3m, liquid 081154	4 m, 50 mm² 047853	B-type, Alu, Ø1.0/1.2 (x2) 040915	5 m, Ø70 mm², liquid 075474	WF 35 075078
pack KRONOS 400T GW 3 077829	500 A, 4m, liquid 081147	—	4 m, 50 mm² 047853	—	10 m, Ø70 mm², liquid 075481	WF 35 075078
pack KRONOS 400T GW 4 077836	—	500 A, 3m, liquid 081154	4 m, 50 mm² 047853	B-type, Alu, Ø1.0/1.2 (x2) 040915	10 m, Ø70 mm², liquid 075481	WF 35 075078

KRONOS 400T Duo

	Fe/CrNi	Alu		Alu		
pack KRONOS 400T Duo 2 077713	—	350 A, 3m, air 063808	4 m, 50 mm² 047853	B-type, Alu, Ø1.0/1.2 (x2) 040915	—	—
pack KRONOS 400T Duo 3 077720	350 A, 4m, air 063792	350 A, 3m, air 063808	4 m, 50 mm² 047853	B-type, Alu, Ø1.0/1.2 (x2) 040915	5 m, Ø70 mm², air 075443	WF 35 075078
pack KRONOS 400T Duo 4 077737	350 A, 4m, air 063792	350 A, 3m, air 063808	4 m, 50 mm² 047853	B-type, Alu, Ø1.0/1.2 (x2) 040915	10 m, Ø70 mm², air 075450	WF 35 075078

OPTIONS

Connection cable - Faisceaux de liaison - Zwischenschlauchpakete

AIR COOLED		
5 m	70 mm²	075443
10 m	70 mm²	075450
10 m	95 mm²	077553
15 m	95 mm²	082083
20 m	95 mm²	082090
LIQUID COOLED		
1.8 m	70 mm²	075467
5 m	70 mm²	075474
10 m	70 mm²	075481
10 m	95 mm²	075504
15 m	95 mm²	079816
20 m	95 mm²	082106

Pressure-regulator kit 5-30 L/min - Kit débimètre 5-30 L/min
073395

PUSH-PULL torch connection
for WF 50

078741

RC-HD3
079700

NEW

Kit NUM-3
081246

NEW

CE NORM. EN60974-1	MADE IN FRANCE		Norm	min → max	EN60974-1 (40°C)																	
	50/60 Hz	↔	A	A	IA (60%)	X% (I2 max)	100%	U₀ (V)	Electronic Control	W	m/min (max)	200 mm 5 kg	300 mm 15 kg	MIG/MAG (Gas)	Flux Cored Wire (Gas / No Gas)	mm	TYPE			Cooling system	Protected & compatible power generator (+/-15 %)		L × W × H cm / kg
														Ø mm		Original equipment Equipement d'origine Originalausstattung Equipamento de fabrica							
KRONOS 400T Duo	400 V 3~	5 m	32 A	15 → 400	300 A	35 %	280 A	66 V		50 W	20	■	■	0.8 → 1.2	0.9 → 1.6	1.0 / 1.2	B-046849	■	■ + WF	Air	25 kW	30 kVA	80 × 38 × 85 / 60.6
KRONOS 400T G	400 V 3~	5 m	32 A	15 → 400	300 A	35 %	280 A	66 V	—									—	■ + WF	Air	25 kW	30 kVA	92 × 36 × 86 / 72.5
KRONOS 400T GW	400 V 3~	5 m	32 A	15 → 400	300 A	35 %	280 A	66 V	—									—	■ + WF	Liquid, 800 W	25 kW	30 kVA	80 × 38 × 85 / 64.7
WF 35	—				500 A	60 %	—			50 W	20	■	■	0.8 → 1.2	0.9 → 1.6	1.0 / 1.2	B-046849	—	■	Air /Liquid	—	—	69 × 34 × 55 / 17
WF 50	—				500 A	60 %	—			100 W	20	■	■	0.8 → 1.6	0.9 → 2.4	1.0 / 1.2	F-061873	—	■	Air /Liquid	—	—	69 × 36 × 55 / 19

MIG/MAG MULTIPROCESS INVERTER • 3~

Expert mode

TIG Standard

ACCESSIBILITY

2 interface levels

- EASY
- EXPERT

16 languages

• French • English • German • Italian • Spanish • Portuguese • Czech • Polish • Dutch • Swedish • Russian • Chinese • Japanese • Vietnamese • Finnish • Turkish

MIG

MANUAL	STANDARD SYNERGIC
SPOT	SPOT DELAY

TIG (option p.48)

STANDARD	PULSE
SPOT	SPOT PULSE

MANUAL

QUICK LOAD

MMA

STANDARD	PULSE

GOUGING

Ø 4 > 6.4 (400 G)	Ø 4 > 8 (500 G)

CONNECTIVITY

TRACEABILITY

History data export

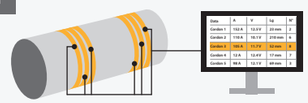

- QMOS - WPQR
- DMOS - WPS

ENERGY CONTROL : 20 kHz, kJ or kJ/cm

PORTABILITY

Share configuration & jobs

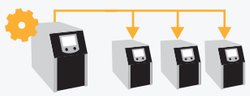

SOFTWARE UPDATE

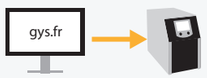

NEOMIG-i 400 G	Fe/CrNi	Alu		Alu				
pack NEOMIG-i 400 G W1 077843	500 A, 4m, liquid 081147	—	4 m, 70 mm² 043831	—	10 m, Ø70 mm², liquid 075481	WF 50 075108	Koolweld 2 075115	10m³ L 075498
pack NEOMIG-i 400 G W2 077850	—	500 A, 3m, liquid 081154	4 m, 70 mm² 043831	F-type, Alu, Ø1.0/1.2 (x4) 061903	10 m, Ø70 mm², liquid 075481	WF 50 075108	Koolweld 2 075115	10m³ L 075498
pack NEOMIG-i 400 G W3 077867	500 A, 4m, liquid 081147	—	4 m, 70 mm² 043831	—	10 m, Ø95 mm², liquid 075504	WF 50 075108	Koolweld 2 075115	10m³ L 075498
pack NEOMIG-i 400 G W4 077874	—	500 A, 3m, liquid 081154	4 m, 70 mm² 043831	F-type, Alu, Ø1.0/1.2 (x4) 061903	10 m, Ø95 mm², liquid 075504	WF 50 075108	Koolweld 2 075115	10m³ L 075498
NEOMIG-i 500 G								
pack NEOMIG-i 500 G W1 077881	500 A, 4m, liquid 081147	—	4 m, 70 mm² 043831	—	10 m, Ø95 mm², liquid 075504	WF 50 075108	Koolweld 2 075115	10m³ L 075498
pack NEOMIG-i 500 G W2 077898	—	500 A, 3m, liquid 081154	4 m, 70 mm² 043831	F-type, Alu, Ø1.0/1.2 (x4) 061903	10 m, Ø95 mm², liquid 075504	WF 50 075108	Koolweld 2 075115	10m³ L 075498

IP 23

INDOOR / OUTDOOR

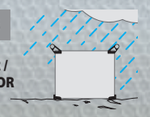

WIRE FEEDERS

Speed control with **tachymeter**
20 m/min max

WF 35

- 50 W
- Smart wire charge ✓
- Ø1.0/1.2 (original equipment)

075078

3.5" display

WF 50

- 100 W
- Smart wire charge ✓
- Light ✓
- Ø1.0/1.2 (original equipment)

075108

5" display

NEOMIG-I 400 G

400 A @ 100 %

no accessories/no trolley
075085

NEOMIG-I 500 G

500 A @ 60 %

no accessories/no trolley
075092

400 V 3~
5 m

OPTION
Trolley
10m³ L
075498

Max 10 m³
(50L)

OPTIONS

Cooling unit **Koolweld 2**
890 W, 5.5 L
liquid not included
075115

OPTIONS

Connection kit NEW

NUM-3
081246

RC-HD3
079700

NEW

Connection cables - Faisceaux de liaison - Zwischenschlauchpakete

USB key 062344
16 Go/GB

Pressure-regulator kit 5-30 L/min - Kit débimètre 5-30 L/min
for WF 35 / WF 50
073395

PUSH-PULL torch connection
for WF 50
078741

EN60974-1	MADE IN FRANCE	50 / 60 Hz	↔	A	A (min→max)	I (60%)	X% (I2 max)	100%	Uo	PUSHPULL	Electronic Control	W	m/min (max)	200 mm 5 kg	300 mm 15 kg	MIG/MAG (Gas)	Flux Cored Wire (Gas / No Gas)	Ø mm	TYPE	Protected & compatible power generator (+/-15 %)		L × W × H cm / kg
NEOMIG-I 400 G		400 V · 3 ~	5 m	32	15 → 400	400 A	100 %	400 A	85 V	—										30 kW	36 kVA	80 × 30 × 50 / 39
NEOMIG-I 500 G		400 V · 3 ~	5 m	32	15 → 500	500 A	60 %	400 A	85 V	—										30 kW	36 kVA	80 × 30 × 50 / 39
WF 35		—				500 A	60 %	—	—			50 W	20	■	■	0.8 → 1.2	0.9 → 1.6	1.0 / 1.2	B-046849	—		69 × 34 × 55 / 17
WF 50		—				500 A	60 %	—	OPTION			100 W	20	■	■	0.8 → 1.6	0.9 → 2.4	1.0 / 1.2	F-061873	—		69 × 36 × 55 / 19

MIG/MAG MULTIPROCESS
INVERTER CC/CV

Heavy Duty
Pipe
Petrol Offshore

VRD inside Voltage Reduction Device

MEMORY : 50 MMA JOBS + 50 TIG JOBS

QUICK ACCESS
Program charge mode easy

EASY USB UPDATE
DIRECT COMPUTER

V/A control
Arcforce/Inductance control
SECURITY Lock/Unlock parameters
Remote control

ROBUST DESIGN

IP 23 INDOOR / OUTDOOR

SR | VRD inside | HS | AF | CEL cellulosic | IP 23 | ALU aluminium
MMA PULSE | TIG LIFT | GOUGING | AD

EXAGON 400 CC/CV

400 V • 3 ~
400 A — **400A 60 %**

no accessories
010925

7 in 1

1. MMA
2. MMA • PULSE
3. TIG DC LIFT
4. GOUGING
5. MIG Wire feeder — EXAFEED 4L
6. MIG Portable feeder — NOMADFEED 425-4 CC/CV
7. TIG HF — EXATIG

3 COMBINATIONS Complete packs & details - p.52/53

5 MIG Wire feeder | 6 MIG Portable feeder | 7 TIG HF

FLEX

208V — 525V
1~ — 3~

EXAGON 400 FLEX CC/CV

208 → 525 V • 1 → 3 ~
400 A — **400A 60 %**

no accessories
069718

5 in 1

1. MMA
2. MMA • PULSE
3. TIG DC LIFT
4. GOUGING
5. MIG Portable feeder — NOMADFEED 425-4 CC/CV

2 COMBINATIONS Complete packs & details - p.52/53

6 MIG Portable feeder | 7 TIG HF

POWER FACTOR CORRECTION PFC EN 61000-3-12 FV FLEXIBLE VOLTAGE

AUTOMATION

SAM — Automation module compatibility SAM-1A MIG/GMAW **(details p.74)**

OPTIONS

Only for Exagon 400 CC/CV

EXACOOL LIQUID
1000 W, cooling unit (5.5l) liquid not included
032422

Cooling liquid (not included)
2 L 082212
5 L 062511
10 L 052246

Trolley 10m³ L + WF support
077522

Jobsite XL
039568

Filter kit
046580

REMOTE CONTROL RC-HA1
8 m 045675
20 m 066625

CE NORM. EN60974-1	MADE IN FRANCE	~	50 / 60 Hz	A	MMA	TIG	MIG	PFC	FV	FLEX	SR	VRD	HS	AF	CEL	ALU	MMA PULSE	TIG Lift	AD	IP23	for normal use	I (60%)	X% (12 max)	100%	Uo	Protected & compatible power generator (+/-15 %)		L × W × H cm / kg
					I2			INTEGRATED TECHNOLOGY													X% GYS (20°C)	EN60974-1 (40°C)						
EXAGON 400 CC/CV		3	400 V	32A	5 → 400	5 → 400	15 → 400	—	—	—	■	■	✿	✿	■	■	■	■	■	■	100% @ 350 A	400 A	60%	350 A	84 V	30 kW	36 kVA	69 × 40 × 61 / 35.9
EXAGON 400 FLEX CC/CV		1	208 → 380 V	63	15 → 270	10 → 270	10 → 270	■	■	■	■	■	✿	✿	■	■	■	■	■	■	100% @ 220 A	270 A	60 %	220 A	80 V	30 kW	36 kVA	69 × 40 × 61 / 43.5
			380 → 525 V	32																								
		3	208 → 380 V	63	15 → 400	10 → 400	10 → 400														100% @ 350 A	400 A	60 %	350 A				
			380 → 525 V	32																								

Packs MIG

			liquid not included							Fe/CrNi
EXAGON 400 CC/CV										
pack EXAGON MAG A1 084667	EXAFEED 4L 032408		10 m, air, ø 70 mm² 047594			4m, 70 mm² 043831	10m³ L + wire feeder support 077522		350 A, 4 m, air 063792
pack EXAGON MAG A2 084674	EXAFEED 4L 032408		5 m, air, ø 70 mm² 047587			4m, 70 mm² 043831	10m³ L + wire feeder support 077522		350 A, 4 m, air 063792
pack EXAGON MAG W1 084681	EXAFEED 4L 032408	EXACOOL 1000W 032422	10 m, liquid, ø 95 mm² 047631			4m, 70 mm² 043831	10m³ L + wire feeder support 077522		500 A, 4 m, liquid 081147
pack EXAGON MAG W2 084698	EXAFEED 4L 032408	EXACOOL 1000W 032422	5 m, liquid, ø 70 mm² 047617			4m, 70 mm² 043831	10m³ L + wire feeder support 077522		500 A, 4 m, liquid 081147
pack EXAGON MAG A5 013421				NOMADFEED 425-4 036291	5 m, ø 95 mm² 032439	4m, 70 mm² 043831			450 A, 4 m, air 045392
pack EXAGON MAG A6 013438				NOMADFEED 425-4 036291	5 m, ø 95 mm² 032439	4m, 70 mm² 043831		Jobsite XL 039568	450 A, 4 m, air 045392
EXAGON 400 FLEX CC/CV									
pack EXAGON FLEX MAG A1 076327				NOMADFEED 425-4 036291	5 m, ø 95 mm² 032439	4m, 70 mm² 043831			450 A, 4 m, air 045392
pack EXAGON FLEX MAG A2 076334				NOMADFEED 425-4 036291	5 m, ø 95 mm² 032439	4m, 70 mm² 043831		Jobsite XL 039568	450 A, 4 m, air 045392

Packs MMA

EXAGON 400 CC/CV					
pack EXAGON MMA 1 012387	5 m, 50 mm² / 4 m, 50 mm² MMA kit 7 047419				
pack EXAGON MMA 2 012394	5 m, 50 mm² / 4 m, 50 mm² MMA kit 7 047419				Jobsite XL 039568
pack EXAGON MMA 3 012400	5 m, 50 mm² / 4 m, 50 mm² MMA kit 7 047419	Gouging torch, 1000 A - 2 m 041516	Cable 5 m for gouging torch 040670	Jobsite XL 039568	
EXAGON 400 FLEX CC/CV					
pack EXAGON FLEX MMA 1 076235	5 m, 50 mm² / 4 m, 50 mm² MMA kit 7 047419				
pack EXAGON FLEX MMA 2 076242	5 m, 50 mm² / 4 m, 50 mm² MMA kit 7 047419			Jobsite XL 039568	
pack EXAGON FLEX MMA 3 076259	5 m, 50 mm² / 4 m, 50 mm² MMA kit 7 047419	Gouging torch, 1000 A - 2 m 041516	Cable 5 m for gouging torch 040670	Jobsite XL 039568	

Packs TIG

EXAGON 400 CC/CV								
pack EXAGON TIG 1 062597	EXATIG 013780	SR26 L, 8 m 046184		4 m, 50 mm² 047853	Command cable, 11 m 036925	10 m, ø 95 mm² 032446 (x2)		
pack EXAGON TIG 2 062603	EXATIG 013780	SR26 L, 8 m 046184		4 m, 50 mm² 047853	Command cable, 11 m 036925	10 m, ø 95 mm² 032446 (x2)	Jobsite XL 039568	
pack EXAGON TIG 3 062948	EXATIG 013780		SR26 DB, 8 m 046177	4 m, 50 mm² 047853	Command cable, 11 m 036925	10 m, ø 95 mm² 032446 (x2)		
EXAGON 400 FLEX CC/CV								
pack EXAGON FLEX TIG 1 076266	EXATIG 013780	SR26 L, 8 m 046184		4 m, 50 mm² 047853	Command cable, 11 m 036925	10 m, ø 95 mm² 032446 (x2)		
pack EXAGON FLEX TIG 2 076273	EXATIG 013780	SR26 L, 8 m 046184		4 m, 50 mm² 047853	Command cable, 11 m 036925	10 m, ø 95 mm² 032446 (x2)	Jobsite XL 039568	
pack EXAGON FLEX TIG 3 076280	EXATIG 013780		SR26 DB, 8 m 046177	4 m, 50 mm² 047853	Command cable, 11 m 036925	10 m, ø 95 mm² 032446 (x2)		

MIG

✓ EXAGON 400 CC/CV
✗ ~~EXAGON 400 FLEX CC/CV~~

WIRE FEEDER

AIR | LIQUID

PUSH PULL COMPATIBILITY

MADE IN FRANCE

EXAFEED 4L 032408	EN60974-1 (40°C) IA (60%)	X% (I2 max)	Electronic Control	max m/min	200 mm 5 kg	300 mm 15 kg	Ø mm MIG/MAG (Gas)	Flux Cored Wire (Gas / No Gas)	Original equipement - Equipement d'origine - Originalausstattung - Equipamiento de fabrica	TYPE	L × W × H cm / kg
	500	60		22	■	■	0.6 → 1.6	0.9 → 2.4	1.0 / 1.2 mm	C-042117	70 × 38 × 51 / 20.5

CONNECTION CABLE

AIR COOLED		
5 m	70 mm²	047587
10 m	70 mm²	047594
10 m	95 mm²	047600
15 m	95 mm²	038349
20 m	95 mm²	038431
LIQUID COOLED		
1.8 m	70 mm²	037243
5 m	70 mm²	047617
10 m	70 mm²	047624
10 m	95 mm²	047631
15 m	95 mm²	038448
20 m	95 mm²	038455

ROLLERS 047020

SKIS 047037

REMOTE CONTROL RC-HA2 10m (EXAFEED only) 047679

Push Pull (24V/42V)

Connector 14pt, male 047686

Connector 14pt, female 064386

MIG

✓ EXAGON 400 CC/CV
✓ EXAGON 400 FLEX CC/CV

PORTABLE FEEDER

UNIVERSAL
CHANTIER - JOBSITE

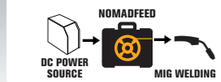

INDOOR / OUTDOOR

Ø 200/300

MADE IN FRANCE

NOMADFEED 425-4 CC/CV 036291

I V							Ø mm		DC power source		Original equipement - Equipement d'origine - Originalausstattung - Equipamiento de fabrica					Protected against over voltage		IP
	50/60 Hz	100% A	60% A	Ø mm	Electronic Control	MIG/MAG (Gas)	Flux Cored Wire (Gas / No Gas)		Mode Constant Current	Mode Constant Voltage	mm	TYPE					L × W × H cm / kg	
	17>110V DC	300	425	200/300		0.6 → 1.6	0.9 → 2.4		■	■	1.2/ 1.6		E-038615 C-080621	4 m	95 mm²	■	67 × 26 × 48 / 15.5	23

OPTIONS

NOMADFEED CABLE
5 m 95 mm² 032439
10 m 95 mm² 032446
15 m 95 mm² 036666
20 m 95 mm² 036673

OPEN ARC

Adapter kit for self shielded flux-cored wires - Adaptateur pour fil fourré sans gaz 068636

TIG HF

✓ EXAGON 400 CC/CV
✗ ~~EXAGON 400 FLEX CC/CV~~

HF IGNITION CONTROL UNIT

✓ 2T ✓ 4T
✓ HF 9kV

UNIVERSAL

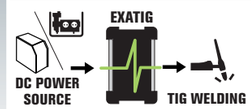

INDOOR /OUTDOOR

L|DB|P

MADE IN FRANCE

EXATIG no accessories : 013780

I2	U1 min	U1 max	X% GYS (20°C)	EN60974-1 (40°C)			
TIG			for normal use	I (60%)	X% (I2 max)	100%	L × W × H cm / kg
40 → 400	10 V	100 V	100%@220 A	270 A	25%	220 A	46 × 20 × 37 / 8.9

OPTIONS



x2 045712

Rubber hose - Tuyau caoutchouc, Ø 6.0 X 12 (DIN 73379)
4 m 046269
x m 046276

Power cable 10 m 032446
x 2 for Exatig

Fixing kit for trolley T/M 400A 037779

EXATIG / EXAGON connection

Command cable
2.8 m 063907
6 m 063914
11 m 036925

Connection kit 036918

MIG/MAG MULTIPROCESS PULSE INVERTER

NEW 06/2024

Expert mode - MIG pulse

Easy mode - MIG pulse

16 languages

- French
- English
- German
- Italian
- Spanish
- Portuguese
- Czech
- Polish
- Dutch
- Swedish
- Russian
- Chinese
- Japanese
- Vietnamese
- Finnish
- Turkish

MIG

MANUAL	STANDARD SYNERGIC
SYNERGIC PULSE	
SPOT	SPOT DELAY

TIG (option p.48)

STANDARD	PULSE
SPOT	SPOT PULSE

MMA

STANDARD	PULSE

QUICK LOAD

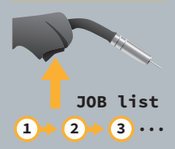

SYNERGIES

More than 40

Download the brochure - Télécharger la brochure - Broschüre herunterladen

CONNECTIVITY

PORTABILITY

Share configuration & jobs

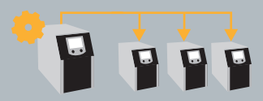

SOFTWARE UPDATE

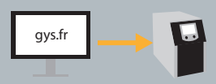

4 in 1 | GAS | NO GAS | TIG | MMA

50 W
Speed control with **tachymeter**
20 m/min max

230 V • 1~

GALAXY 250M

230 V • 1 ~	4 m³
250 A	Ø 200/300

3 m 072145 + 3 m, 25 mm² 043787

082113

400 V • 3~

GALAXY 320T

400 V • 3 ~	4 m³
320 A	Ø 200/300

no accessories : 080997

GALAXY 400T Duo

400 V • 3 ~	10 m³
400 A	Ø 200/300

no accessories : 080850

GALAXY 400T W

400 V • 3 ~	10 m³
400 A	Ø 200/300

no accessories : 080836

CE NORM. EN60974-1	MADE IN FRANCE	50/60 Hz	↔	Norm A		min → max A	EN60974-1 (40°C) IA (60%)	X% (I2 max)	100%	U0 (V)	Electronic Control	W	m/min (max)	200 mm 5 kg	300 mm 15 kg	Ø mm MIG/MAG (Gas)	Flux Cored Wire (Gas / No Gas)	Equipement d'origine Original equipement Originalausstattung Equipamiento de fabrica mm	TYPE		Cooling system	Protection	Protected & compatible power generator (+/-15%)		L × W × H cm / kg
GALAXY 250M		230V 1~	5 m	16		10 → 250	150 A	20 %	130 A	67 V		50 W	20	■	■	0.6 → 1.2	0.9 → 1.6	0.8 / 1.0	B-042360	1.0	Air	IP 23S	15 kW	18 kVA	80 × 45 × 78 / 45
GALAXY 320T		400V 3~	5 m	16		10 → 320	260 A	35 %	220 A	69 V		50 W	20	■	■	0.8 → 1.2	0.9 → 1.6	1.0 / 1.2	B-046849	–	Air	IP 23S	20 kW	24 kVA	80 × 33 × 77 / 49.5
GALAXY 400T Duo		400V 3~	5 m	32		15 → 400	300 A	35 %	280 A	66 V		50 W	20	■	■	0.8 → 1.2	0.9 → 1.6	1.0 / 1.2	B-046849	–	Air	IP 23S	25 kW	30 kVA	80 × 38 × 85 / 63.7
GALAXY 400T W		400V 3~	5 m	32		15 → 400	300 A	35 %	280 A	66 V		50 W	20	■	■	0.8 → 1.2	0.9 → 1.6	1.0 / 1.2	B-046849	–	Liquid, 800 W	IP 23S	25 kW	30 kVA	92 × 36 × 86 / 72.5

MIG/MAG MULTIPROCESS PULSE INVERTER

4 in 1	GAS	NO GAS
	TIG	MMA

POWER SOURCE • 400 V • 3~

GALAXY 400T G

400 V • 3~ | 10 m³
400 A | Ø 200/300

no accessories :
080829

GALAXY 400T GW

400 V • 3~ | 10 m³
400 A | Ø 200/300

no accessories :
080843

DOUBLE • 400 V • 3~

GALAXY 400T Duo

400 V • 3~ | 10 m³
400 A | Ø 200/300

no accessories :
080850

GALAXY 400T W

	Alu		Alu
pack GALAXY 400T W 2 084285	500 A, 3m, liquid 081154	4 m, 70 mm² 036994	B-type, Alu, Ø1.0/1.2 (x2) 040915

GALAXY 400T G

	Alu		Alu		
pack GALAXY 400T G 2 084308	350 A, 3m, air 063808	4 m, 70 mm² 036994	B-type, Alu, Ø1.0/1.2 (x2) 040915	10 m, Ø70 mm², air 075450	WF 36 082502

GALAXY 400T GW

	Fe/CrNi	Alu		Alu		
pack GALAXY 400T GW 1 084360	500 A, 4m, liquid 081147	—	4 m, 70 mm² 036994	—	10 m, Ø70 mm², liquid 075481	WF 36 082502
pack GALAXY 400T GW 2 084377	—	500 A, 3m, liquid 081154	4 m, 70 mm² 036994	B-type, Alu, Ø1.0/1.2 (x2) 040915	10 m, Ø70 mm², liquid 075481	WF 36 082502

GALAXY 400T Duo

	Alu		Alu
pack GALAXY 400T Duo 2 084384	350 A, 3m, air 063808	4 m, 70 mm² 036994	B-type, Alu, Ø1.0/1.2 (x2) 040915

OPTIONS

Connection cable - Faisceaux de liaison - Zwischenschlauchpakete

AIR COOLED		
5 m	70 mm²	075443
10 m	70 mm²	075450
10 m	95 mm²	077553
15 m	95 mm²	082083
20 m	95 mm²	082090
LIQUID COOLED		
1.8 m	70 mm²	075467
5 m	70 mm²	075474
10 m	70 mm²	075481
10 m	95 mm²	075504
15 m	95 mm²	079816
20 m	95 mm²	082106

Pressure-regulator kit 5-30 L/min - Kit débimètre 5-30 L/min
073395

RC-HD3 NEW
079700

Kit NUM-3 NEW
081246

CE NORM. EN60974-1	MADE IN FRANCE			Norm	min → max	EN60974-1 (40°C)									Ø mm		Original equipement Equipement d'origine Originalausstattung Equipamiento de fabrica				Cooling system	Protected & compatible power generator (+/-15 %)		L × W × H cm / kg
		50/60 Hz	↔	A	A	IA (60%)	X% (I2 max)	100%	U₀ (V)	Electronic Control	W	m/min (max)	200 mm 5 kg	300 mm 15 kg	MIG/MAG (Gas)	Flux Cored Wire (Gas / No Gas)	mm	TYPE						
GALAXY 400T G		400 V 3~	5 m	32 A	15 → 400	300 A	35 %	280 A	66 V	—									—	■ + WF	Air	25 kW	30 kVA	92 × 36 × 86 / 71.5
GALAXY 400T GW		400 V 3~	5 m	32 A	15 → 400	300 A	35 %	280 A	66 V	—									—	■ + WF	Liquid, 800 W	25 kW	30 kVA	80 × 38 × 85 / 63.7
GALAXY 400T Duo		400 V 3~	5 m	32 A	15 → 400	300 A	35 %	280 A	66 V		50 W	20	■	■	0.8 → 1.2	0.9 → 1.6	1.0 / 1.2	B-046849	■	■ + WF	Air	25 kW	30 kVA	80 × 38 × 85 / 59.6
WF 36		—				500 A	60 %	—			50 W	20	■	■	0.8 → 1.2	0.9 → 1.6	1.0 / 1.2	B-046849	—	■	Air /Liquid	—	—	69 × 34 × 55 / 17

MIG/MAG MULTIPROCESS PULSE INVERTER

Youtube

ACCESSIBILITY

2 interface levels

- EASY
- EXPERT

16 languages

• French	• Spanish	• Dutch	• Japanese
• English	• Portuguese	• Swedish	• Vietnamese
• German	• Czech	• Russian	• Finnish
• Italian	• Polish	• Chinese	• Turkish

Expert mode

TIG Pulse

MIG

MANUAL	STANDARD SYNERGIC
SYNERGIC PULSE	SYNERGIC COLD PULSE
SYNERGIC ROOT	IMPACT
SPOT	SPOT DELAY

QUICK LOAD

SYNERGIES

TIG (option p.48)

STANDARD	PULSE
SPOT	SPOT PULSE

MMA

STANDARD	PULSE

GOUGING

Ø 4 > 6.4 (400 G)	Ø 4 > 8 (500 G)

AUTOMATION

SAM

Neopulse 320 C, 400 CW, 400 G, 500 G
Automation module compatibility
SAM-1N/1A MIG/GMAW **(details p.74)**

USER

User management

- Manager
- Admin 1
- Admin 2
- Admin 3

...

CUSTOMISATION

CONNECTIVITY

TRACEABILITY

History data export

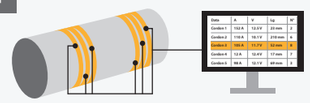

- QMOS - WPQR
- DMOS - WPS

ENERGY CONTROL : 20 kHz, kJ or kJ/cm

PORTABILITY

Share configuration & jobs

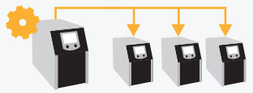

SOFTWARE UPDATE

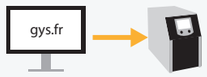

PFC POWER FACTOR CORRECTION

185 V ⇄ 265 V

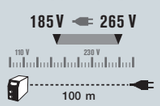

IP 23 INDOOR / OUTDOOR

NEOPULSE 320C, 400 CW & NEOFEED 4W

230 V • 1 ~

NEOPULSE 220 C

220 A | Ø 200

PFC | AIR | MMA | TIG | IP 23S

no accessories/no trolley
061835

NEOPULSE 220 C XL

220 A | Ø 200/300

PFC | AIR | MMA | TIG | IP 23S

no accessories/no trolley
061842

400 V • 3 ~

NEOPULSE 320 C

320 A | Ø 200/300

AIR | MMA | TIG | WF | IP 23

no accessories/no trolley
062474

EN60974-1 EN60974-5 EN60974-10	MADE IN FRANCE	50 / 60 Hz	A	A	min → max	PUSHPULL	MIG EN60974-1 (40°C) I (60%)	X% (I2 max)	100%	Uo	Electronic Control	m/min	max	Ø mm MIG/MAG (Gas)	Ø mm Flux Cored Wire (Gas / No Gas)	Ø mm 200 mm 5 kg	Ø mm 300 mm 15 kg	Original equipment Equipement d'origine Originalausstattung Equipamiento de fabrica	TYPE	Protected & compatible power generator (+/-15 %)	L × W × H cm / kg
NEOPULSE 220 C		200 → 240 V · 1 ~	16	10 → 220		24 V	150 A	20%	130 A	80 V	■	20		0.6 → 1.2	0.9 → 1.2	■	—	acier-steel 0.8 / 1.0 mm	B	7.5 kW	69 × 39 × 52 / 30
NEOPULSE 220 C XL		200 → 240 V · 1 ~	16	10 → 220		24 V	150 A	20%	130 A	80 V	■	20		0.6 → 1.2	0.9 → 1.2	■	■	acier-steel 0.8 / 1.0 mm	B	7.5 kW	68 × 36 × 57 / 31.6
NEOPULSE 320 C		400 V · 3 ~	25	10 → 320		24/42 V	300 A	40%	280 A	85 V	■	22		0.6 → 1.2	0.9 → 1.6	■	■	acier-steel 1 / 1.2 mm	F (061873)	13 kW	79 × 43 × 67 / 40

OPTIONS

MIG Lift Compact (p.67)
046597

Support for MIG Lift Compact
072237

INCLUDED
Cooling unit
1000 W, 5.5 l
liquid not included

Complete packs & details - p.69

NEOFEED 4W
Ø 200/300
014527

Trolley 10m³ L + WF support
077522

NEOCOOL
032750
Cooling unit 1000 W, 5.5 L
liquid not included

70/95 mm²
Ø 13 mm

400 V • 3 ~

NEOPULSE 400 CW

400 A | Ø 200/300 | **400 A** @ 60 %

AIR | LIQUID | MMA | TIG | WF | GOUGING | AD | IP 23

no accessories/no trolley
062061

400 V • 3 ~ • POWER SOURCE

NEOPULSE 400 G

400 A @ 60 %

no accessories/no trolley
014497

WF | MMA | TIG | GOUGING | IP 23

NEOPULSE 500 G

500 A @ 50 %

no accessories/no trolley
014503

	CE NORM. EN60974-1 EN60974-5 EN60974-10	MADE IN FRANCE	50 / 60 Hz	A	A	PUSHPULL	MIG EN60974-1 (40°C) I (60%)	X% (I2 max)	100%	Uo	Electronic Control	max m/min	Ø mm MIG/MAG (Gas)	Ø mm Flux Cored Wire (Gas / No Gas)	Ø mm 200 mm 5 kg	Ø mm 300 mm 15 kg	Original equipment Equipement d'origine Originalausstattung Equipamiento de fabrica		Protected & compatible power generator (+/-15 %)	L × W × H cm / kg
NEOPULSE 400 CW			400 V · 3 ~	32	10 → 400	24/42 V	400 A	60%	360 A	85 V	■	22	0.6 → 1.6	0.9 → 2.4	■	■	acier-steel 1 / 1.2 mm	F (061873)	20 kW	92 × 36 × 86 / 81
NEOPULSE 400 G			400 V · 3 ~	32	10 → 400	—	400 A	60%	360 A	85 V	—								20 kW	80 × 39 × 50 / 33.1
NEOPULSE 500 G			400 V · 3 ~	32	10 → 500	—	470 A	50%	440 A	85 V	—								25 kW	81 × 39 × 50 / 34.2

WF MIG WIRE FEEDER

✓ NEOPULSE 320C
✓ NEOPULSE 400 CW
✓ NEOPULSE 400G
✓ NEOPULSE 500G

NEOFEED 4W

AIR | LIQUID | IP 23

PUSH PULL COMPATIBILITY 24/42 V

connection cable not included
014527

EN60974-1 (40°C)			max	Ø mm		Ø mm		Equipement d'origine - Original equipement Originalausstattung - Equipamiento de fabrica		
IA 60%	X% I2 max	Electronic Control	m/min	200	300	GAS	NO GAS		TYPE	L × W × H cm / kg
500	60		22	■	■	0.6 → 1.6	0.9 → 2.4	1.0 / 1.2 mm	F-061873	69 × 40 × 50 / 21.6

OPTIONS

CONNECTION CABLES

		AIR COOLED	LIQUID COOLED
1.8 m	70 mm²	-	037243
5 m	70 mm²	047587	047617
10 m	70 mm²	047594	047624
10 m	95 mm²	047600	047631
15 m	95 mm²	038349	038448
20 m	95 mm²	038431	038455

ROLLERS
047020

SKIS
047037

REMOTE CONTROL

✓ NEOPULSE 320C
✓ NEOPULSE 400 CW
✓ NEOPULSE 400G
✓ NEOPULSE 500G
✓ NEOFEED 4W
✓ TITAN 231 DC FV
✓ KRYPTON 321 DC
✓ TITAN 400 DC
✓ TITANIUM 230 AC/DC FV
✓ TITANIUM 400 AC/DC

RC-HD2

SOFTWARE UPDATE

command cable not included
062122

included fixation

Command cable

2.8 m	063907
6 m	063914
11 m	036925

OPTIONS

MAGNETFIX 50
029637

Fixing kit 2
for trolley T/M 400A
037779

NEOPULSE 320C & 400CW

CONFIGURATION 1

RC-HD2

Connection kit
NUM-1
063938

CONFIGURATION 2

OPTION
RC-HD2

Connection kit
NUM-1
063938

NEOPULSE 400G & 500G

CONFIGURATION 1

OPTION
RC-HD2

No connection kit

CONFIGURATION 2

Connection kit
NUM-1
063938

RC-HD2

EXTEND PRODUCTIVITY

×2 DOUBLE WIRE FEEDER

✓ NEOPULSE 400G
✓ NEOPULSE 500G

DOUBLE WIRE FEEDER OPTIONS

Fixation kit for trolley T/M 400A
064690

TWINCOOL
Cooling unit 1000 W, 5.5 L
liquid not included

065086

NEOPULSE 400G & 500G

CONFIGURATION 1

Connection kit

NUM-2
064942

CONFIGURATION 2

Connection kit

NUM-2
064942

+

NUM MIG 1
062993

+

NUM-1
063938



Pressure-regulator kit 5-30 L/min - Kit débimètre 5-30 L/min

✓ NEOFEED 4W
✓ NEOPULSE 320 C
✓ NEOPULSE 400 CW

073395

OPTIONS

RC-HA2
10m
047679

Skate
for NEOPULSE 320C + **WCU**
037717

10m³ L + wire feeder support
for NEOPULSE 320C, 400G & 500G
119 x 40 x 28 cm
077522

10m³ L
for NEOPULSE 320C
119 x 40 x 28 cm
075498

Push Pull (24V/42V)

Connector 14pt, male
047686

Connector 14pt, female
064386

USB key
16 Go/GB
included
062344

Filter kit
063143

Cooling liquid
(not included)

2L 082212
10L 052246

5L 062511

	liquid not included					Fe/CrNi	Alu
NEOPULSE 220C							
pack NEOPULSE 220C A1 062801			4 m, 35 mm² 043817			250 A, 3 m, air 072145	
pack NEOPULSE 220C A2 062818		TYPE B, Alu, Ø 1/1.2 (x2) 040915	4 m, 35 mm² 043817				250 A, 3 m, air 063785
NEOPULSE 220C XL							
pack NEOPULSE 220C XL A1 062825			4 m, 35 mm² 043817			250 A, 4 m, air 063778	
pack NEOPULSE 220C XL A2 062832		TYPE B, Alu, Ø 1/1.2 (x2) 040915	4 m, 35 mm² 043817				250 A, 3 m, air 063785
NEOPULSE 320C							
pack NEOPULSE 320C A1 062849			4m, 70 mm² 036994			350 A, 4 m, air 063792	
pack NEOPULSE 320C A2 062856		TYPE F, Alu, Ø 1/1.2 (x4) 061903	4m, 70 mm² 036994				350 A, 3 m, air 063808
pack NEOPULSE 320C W1 084704	WCU 1kW C 013537		4m, 70 mm² 036994	10 m³ L 075498		500 A, 4 m, liquid 081147	
pack NEOPULSE 320C W2 084711	WCU 1kW C 013537	TYPE F, Alu, Ø 1/1.2 (x4) 061903	4m, 70 mm² 036994	10 m³ L 075498			500 A, 3 m, liquid 081154
pack NEOPULSE 320C W3 063402	WCU 1kW C 013537	TYPE F, Alu, Ø 1/1.2 (x4) 061903	4m, 70 mm² 036994		Skate 037717		500 A, 3 m, liquid 081154

			Fe/CrNi	Alu
NEOPULSE 400CW				
pack NEOPULSE 400CW 1 071483		4m, 70 mm² 043831	500 A, 4 m, liquid 081147	
pack NEOPULSE 400CW 2 071490	TYPE F, Alu, Ø 1/1.2 (x4) 061903	4m, 70 mm² 043831		500 A, 3 m, liquid 081154

			liquid not included								Fe/CrNi	Alu	
NEOPULSE 400G													
pack NEOPULSE 400G A1 084728	NEOFEED 4W 014527			5 m, air, ø 70 mm² 047587		4m, 70 mm² 043831		10 m³ L + wire feeder support 077522			450 A, 4 m, air 045392		
pack NEOPULSE 400G W1 084735	NEOFEED 4W 014527		NEOCOOL 1000W 032750	10 m, liquid, ø 95 mm² 047631		4m, 70 mm² 043831		10 m³ L + wire feeder support 077522			500 A, 4 m, liquid 081147		
pack NEOPULSE 400G W2 084742	NEOFEED 4W 014527		NEOCOOL 1000W 032750	10 m, liquid, ø 95 mm² 047631	TYPE F, Alu Ø 1/1.2 (x4) 061903	4m, 70 mm² 043831		10 m³ L + wire feeder support 077522				500 A, 3 m, liquid 081154	
pack NEOPULSE 400G W3 084759	×2 NEOFEED 4W 014527		TWINCOOL 1000W 065086	×2 10 m, liquid, ø 95 mm² 047631	TYPE F, Alu Ø 1/1.2 (x4) 061903	4m, 70 mm² 043831		10 m³ L + wire feeder support 077522	fixation kit 064690		500 A, 4 m, liquid 081147	500 A, 3 m, liquid 081154	Kit NUM-2 064942
pack NEOPULSE 400G W4 066540	×2 NEOFEED 4W 014527	×2 Rollers 047020	TWINCOOL 1000W 065086	×2 10 m, liquid, ø 95 mm² 047631	TYPE F, Alu Ø 1/1.2 (x4) 061903	4m, 70 mm² 043831				Pallet trolley 064621	500 A, 4 m, liquid 081147	500 A, 3 m, liquid 081154	Kit NUM-2 064942
pack NEOPULSE 400G W5 084797	NEOFEED 4W 014527		NEOCOOL 1000W 032750	10 m, liquid, ø 70 mm² 047624				10 m³ L + wire feeder support 077522					
pack NEOPULSE 400G W6 084810	NEOFEED 4W 014527		NEOCOOL 1000W 032750	10 m, liquid, ø 70 mm² 047624		4m, 50 mm² 047853		10 m³ L + wire feeder support 077522			500 A, 4 m, liquid 081147		
pack NEOPULSE 400G W7 084827	NEOFEED 4W 014527		NEOCOOL 1000W 032750	10 m, liquid, ø 70 mm² 047624	TYPE F, Alu Ø 1/1.2 (x4) 061903	4m, 50 mm² 047853		10 m³ L + wire feeder support 077522				500 A, 3 m, liquid 081154	
NEOPULSE 500G													
pack NEOPULSE 500G W1 084766	NEOFEED 4W 014527		NEOCOOL 1000W 032750	10 m, liquid, ø 95 mm² 047631			4m, 95 mm² 047013	10 m³ L + wire feeder support 077522			500 A, 4 m, liquid 081147		
pack NEOPULSE 500G W2 084773	NEOFEED 4W 014527		NEOCOOL 1000W 032750	10 m, liquid, ø 95 mm² 047631	TYPE F, Alu Ø 1/1.2 (x4) 061903		4m, 95 mm² 047013	10 m³ L + wire feeder support 077522				500 A, 3 m, liquid 081154	
pack NEOPULSE 500G W3 084780	×2 NEOFEED 4W 014527		TWINCOOL 1000W 065086	×2 10 m, liquid, ø 95 mm² 047631	TYPE F, Alu Ø 1/1.2 (x4) 061903		4m, 95 mm² 047013	10 m³ L + wire feeder support 077522	fixation kit 064690		500 A, 4 m, liquid 081147	500 A, 3 m, liquid 081154	Kit NUM-2 064942
pack NEOPULSE 500G W4 066564	×2 NEOFEED 4W 014527	×2 Rollers 047020	TWINCOOL 1000W 065086	×2 10 m, liquid, ø 95 mm² 047631	TYPE F, Alu Ø 1/1.2 (x4) 061903		4m, 95 mm² 047013			Pallet trolley 064621	500 A, 4 m, liquid 081147	500 A, 3 m, liquid 081154	Kit NUM-2 064942

TORCHES & CONSUMABLES

TORCH STANDS - Supports torche - Brennerhalter

COBOT 067752

Magnetic 041653

MANUAL TORCHES - Torches manuelles - Brenner - Antorcha - Lastoort - Tocha

Classic

Classic

Grip

Flexible NEW



Abimig

Fume Extraction

- Fume Extraction Torches
- Torches aspirantes
- Rauchgas-Absaugbrenner
- Antorcha con aspiración de humos

24V PUSH PULL & SPOOL GUN TORCHES (IDEAL ALU)

PUSH PULL for NEOPULSE 220C & 220C XL



ROLLERS - Galets - Drahtführungsrollen - Rollen - Rodillos - Wielen - Roletes

0.6/0.8/1.0 046290
0.8/1.0/1.2 038752

Connector Push Pull 10 pts 064393

PUSH PULL PLUS for EXAFEED, NEOFEED,NEOPULSE 320C & WF 50

Included Push Pull (24V/42V) Connector 14pt, male 047686

Included ROLLERS - Galets - Drahtführungsrollen - Rollen - Rodillos - Wielen - Roletes

1.0/1.0 038189
1.2/1.2 (Included) 038196

Teflon hose guide for wire feeder 079601

CONSUMABLES - Consommables

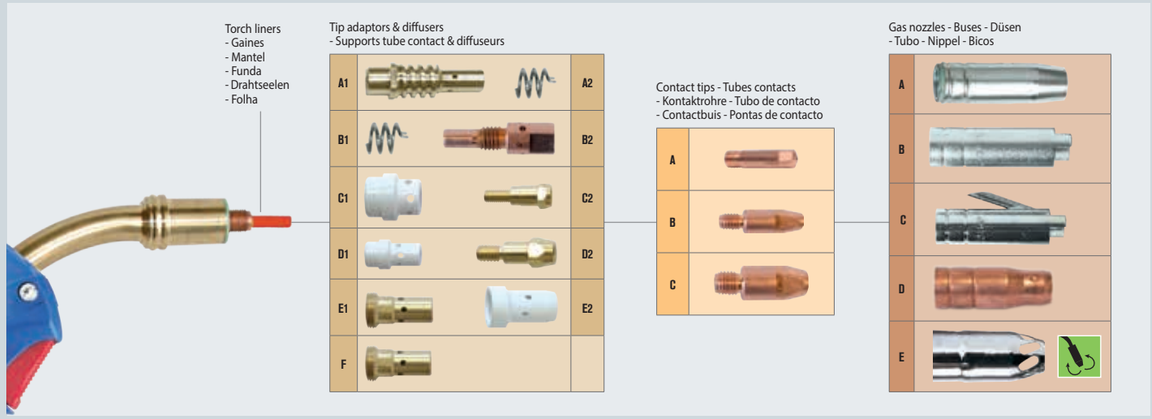

Complete Torches - Torches complètes - Brenner - Antorcha - Lastoort - Tocha

	STEEL / STAINLESS STEEL - ACIER / INOX - STAHL / EDELSTAHL								ALUMINIUM - ALU - ALUMINIO						PUSH PULL	PUSH PULL PLUS		
	AIR						LIQUID		AIR				LIQUID		AIR	LIQUID	AIR	LIQUID
	150A	150A	250A	250A	350A	450A	300A	500A	150A	250A	250A	350A	300A	500A	220A	250A	300A	400A
X% 40°C, $ArCO_2$	150A 60%	150A 60%	200A 60%	200A 60%	290A 60%	450A 60%	270A 100%	450A 100%	150A 60%	230A 60%	200A 60%	290A 60%	270A 100%	450A 100%	220A 20%	240A 100%	270A 60%	350A 100%
	A1+A2	A1+A2	B1+B2	B1+B2	D1+D2	F	C1+C2	E1+E2	A1+A2	B1+B2	B1+B2	D1+D2	C1+C2	E1+E2	B1+B2	C1+C2	D1+D2	E1+E2
	M6 Ø0.8	M6 Ø1.0	M6 Ø0.8	M6 Ø1.0	M8 Ø1.2	M8 Ø1.2	M6 Ø1.2	M8 Ø1.2	M6 Ø0.8	M6 Ø1.2	M6 Ø1.0	M8 Ø1.2	M6 Ø1.2	M8 Ø1.2	M6 Ø1.2	M6 Ø1.2	M8 Ø1.2	M8 Ø1.2
	3 m 063754	3 m 072121	3 m 072145	3 m 072152	4 m 063792	4 m 045392	3 m 040694	4 m 081147	3 m 063761	3 m 072138	3 m 063785	3 m 063808	3 m 040748	3 m CARBON 081154	4 m 046283	8 m 038141	8 m 038738	8 m 038745
	3 m 041424			4 m 063778	3 m 040687		4 m 043275	4 m 041004	3 m 041462		3 m 040724	3 m CARBON 040731	4 m 043282	3 m CARBON 046160				
	3 m 043268			3 m 040700	4 m 040946			5 m 038714			4 m 040939	4 m CARBON 040953		4 m CARBON 041097				
	3 m 043251			4 m 040922	4 m 040557			4 m 040564										
	3 m 082151			3 m 040540														

Tip adaptors & diffusers - Supports tube contact & diffuseurs

STEEL / STAINLESS STEEL - ACIER / INOX - STAHL / EDELSTAHL								ALUMINIUM - ALU - ALUMINIO						PUSH PULL	PUSH PULL PLUS		
AIR						LIQUID		AIR				LIQUID		AIR	LIQUID	AIR	LIQUID
150A	150A	250A	250A	350A	450A	300A	500A	150A	250A	250A	350A	300A	500A	250A	250A	350A	500A
A1 (x5) 042902	A1 (x5) 042902	B1 (x5) 042995	B1 (x5) 042995	D1 (x3) 043008	F (x3) 045484	C1 (x3) 043589	E1 (x5) 042940	A1 (x5) 042902	B1 (x5) 042995	B1 (x5) 042995	D1 (x3) 043008	C1 (x3) 043589	E1 (x5) 042940	B1 (x5) 042995	C1 (x3) 043589	D1 (x3) 043008	E1 (x5) 042940
A2 (x10) 042988	A2 (x10) 042988	B2 (x5) 042919	B2 (x5) 042919	D2 (x5) 042926		C2 (x5) 043541	E2 (x3) 043022	A2 (x10) 042988	B2 (x5) 042919	B2 (x5) 042919	D2 (x5) 042926	C2 (x5) 043541	E2 (x3) 043022	B2 (x5) 042919	C2 (x5) 043541	D2 (x5) 042926	E2 (x3) 043022

Contact tips - Tubes contacts - Kontaktrohre - Tubo de contacto - Contactbuis - Pontas de contacto

	150A	150A	250A	250A	350A	450A	300A	500A	150A	250A	250A	350A	300A	500A	250A	250A	350A	500A
Ø 0.6	A (x10) 041905	A (x10) 041905	A (x10) 041905	A (x10) 041905	—	—	A (x10) 041905	—	—	—	—	—	—	—	—	—	—	—
Ø 0.8	A (x10) 041912	A (x10) 041912	B (x10) 041950	B (x10) 041950	C (x10) 041790	C (x10) 041790	B (x10) 041950	C (x10) 041790	A (x10) 041059	A (x10) 041059	A (x10) 041059	—	A (x10) 041059	—	A (x10) 041059	A (x10) 041059	C (x10) —	C (x10) —
Ø 1.0	A (x10) 041929	A (x10) 041929	B (x10) 041967	B (x10) 041967	C (x10) 419803	C (x10) 419803	B (x10) 041967	C (x10) 419803	B (x10) 041066	B (x10) 041066	B (x10) 041066	C (x10) 419766	B (x10) 041066	C (x10) 419766	B (x10) 041066	B (x10) 041066	C (x10) 419766	C (x10) 419766
Ø 1.2	A (x10) 040144	A (x10) 040144	B (x10) 041974	B (x10) 041974	C (x10) 419810	C (x10) 419810	B (x10) 041974	C (x10) 419810	B (x10) 041073	B (x10) 041073	B (x10) 041073	C (x10) 419773	B (x10) 041073	C (x10) 419773	B (x10) 041073	B (x10) 041073	C (x10) 419773	C (x10) 419773
Ø 1.4	—	—	—	—	C (x10) 419827	C (x10) 419827	—	C (x10) 419827	—	—	—	—	—	—	—	—	—	—
Ø 1.6	—	—	—	—	C (x10) 419834	C (x10) 419834	—	C (x10) 419834	—	—	—	C (x10) 041080	—	C (x10) 041080	—	—	C (x10) 041080	C (x10) 041080
Ø 2.4	—	—	—	—	C (x10) 040533	C (x10) 040533	—	C (x10) 040533	—	—	—	—	—	—	—	—	—	—

Gas nozzles - Buses - Düsen - Tubo - Nippel - Bicos

	150A	150A	250A	250A	350A	450A	300A	500A	150A	250A	250A	350A	300A	500A	250A	250A	350A	500A
	Ø12	Ø12	Ø15	Ø15	Ø16	Ø19	Ø12	Ø16	—	Ø15	Ø15	Ø16	Ø12	Ø16	Ø15	Ø15	Ø16	Ø16
Conical nozzle Conique Konische Düse	A (x3) 041875	A (x3) 041875	A (x3) 041882	A (x3) 041882	A (x3) 041783	A (x3) 045491	A (x3) 043534	A (x3) 042315	A (x3) Ø12 041875	A (x3) 041882	A (x3) 041882	A (x3) 041783	A (x3) 043534	A (x3) 042315	A (x3) 041882	A (x3) 041882	A (x3) 041783	A (x3) 042315
	E (x1) 043084	E (x1) 043084	E (x1) 040571	E (x1) 040571	E (x1) 040588			E (x1) 040588	—				—					
Spot welding Pointage Punktdüse	B (x1) 041851	B (x1) 041851							A (x3) Ø16 046214				A (x3) Ø17 046221					
Nail welding Soude clou Nagelschweiß-düse	C (x1) 041523	C (x1) 041523																
Special No Gas (isolated)	D (x1) 041868	D (x1) 041868																

Boxes - Coffrets - Verschleißteilebox - Cajas - Kistjes - Estojos

Torch liners - Gaines - Mantel - Funda - Drahtseelen - Folha

STEEL - ACIER - STAHL - ACERO - STAAL - AÇO			
Ø 0.6 ≤ 0.8	3 m	041592	
	4 m	041837	
Ø 1.0 ≤ 1.2	3 m	041608	
	4 m	041844	
	5 m	062276	
Ø 1.2 ≤ 1.6	3 m	418417	
	4 m	418424	
	5 m	062283	
		ABIMIG 038684	
Ø 1.6 ≤ 2.4	4 m	040526	
	5 m	062290	

TEFLON			
Ø 0.6 ≤ 0.8	3 m	041578	
	4 m	044050	
Ø 1.0 ≤ 1.2	3 m	041585	
	4 m	044067	
	8 m	038677	
Ø 1.2 ≤ 1.6	4 m	044074	

CARBON			
Ø 0.6 ≤ 0.8	4 m	039834	
	5 m	062306	
Ø 1.0 ≤ 1.2	4 m	039827	
	5 m	062313	
Ø 1.2 ≤ 1.6	4 m	039810	

PUSH PULL TORCH			
Ø 1.0 ≤ 1.2	8 m	038172	

PUSH PULL PLUS			
Ø 0.8 ≤ 1.0	145 mm	038158	
Ø 1.2 ≤ 1.6	145 mm	038165	

WELDING WIRE REELS
- Bobines de fil - Massivdrahtspulen
- Rollos de hilo- Draadbobijn - Bobines de fio

ECO
Ecological wire reel - Bobine écologique

100 mm

Steel - Acier - Stahl - Acero - Staal - Aço

SG2
Norms : **AWS** 5.18 : ER 70S-6 ; **EN** ISO 14341-A : G46 4MG3Si1 ; **DIN** 8559 : SG2

100 mm 0.9 kg	Ø 0.6		086593
	Ø 0.8		086609
200 mm 5 kg	Ø 0.6		086111
	Ø 0.8		086128
	Ø 1.0		086135
300 mm 15 kg	Ø 0.6		086166
	Ø 0.8		086227
18 kg	Ø 0.8	ECO	086272
	Ø 1.0		086234
	Ø 1.0	ECO	086289
	Ø 1.2		086241
	Ø 1.2	ECO	086296
300 mm	Ø 1.0	ECO	086302
EXCELLIUM 15 kg	Ø 1.2	ECO	086319

SG1
Norms : **AWS** 5.18 : ER 70S-3 ; **EN** ISO 14341-A : G42 2MG2Si1 ; **DIN** 8559 : SG1

200 mm 5 kg	Ø 0.6		086418
	Ø 0.8		086401

CrMO2Si
Norms : **AWS** 5.28 : ER 90S-B3 ; **EN** ISO 2195L-A : Cr CrMo2Si

300 mm 15 kg	Ø 0.8		086258

UHSS
Norms : **AWS** ASME SFA-5.28 : ER 120 S-G ; **EN** ISO 12534 : G Mn4Ni2,5CrMo

200 mm 5 kg	Ø 0.8		086203

Galva (G2Ti)
Norms : **AWS** 5.18 : ER 70S-2 ; **EN** ISO 14341-A : G42 2 M G2Ti ; **DIN** 8559 : SG2

200 mm 5 kg	Ø 0.6		086760
	Ø 0.8		086777

Cored wire no gas - Fil fourré sans gaz - Fülldraht No-Gas - Hilo tubular no gas
Norms : **AWS** 5.20 : E71T-GS ; **EN** ISO 17632-A T42 Z W N 1 H15

100 mm 0.9 kg	Ø 0.6		086425
	Ø 0.9		086104
200 mm 4.5 kg	Ø 0.9		086265
	Ø 1.0		086623
	Ø 1.2		086630
300 mm 15 kg	Ø 1.0		086388
	Ø 1.2		086395

Hardfacing - Rechargement Acier 60 HRC
Norms : **EN** 14700 : TZ Fe 2 ; **DIN** 8555 : MSG 6-CF-60

300 mm 16 kg	Ø 1.2	ECO	086173

Brazing - Brasage

CuSi3 HLE - UHTS (Boron Steel)
Norms : **AWS** 5.7: ER CuSi-A ; **EN** ISO 14640 : S Cu 6560 ; **DIN** 1733 : SG-CuSi3

100 mm 1 kg	Ø 0.8		086692
200 mm 5 kg	Ø 0.8		086647
	Ø 1.0		086654
200 mm EXCELLIUM 5 kg	Ø 0.8		086210

CuAl8 HLE - UHTS (Boron Steel)
Norms : **AWS** 5.7 : ER CuAl-A1 ; **EN** ISO 14640 : S Cu 6100 ; **DIN** 1733 : SG-CuAl8

200 mm 5 kg	Ø 0.8		086661
	Ø 1.0		086197
300 mm 15 kg	Ø 1.0		086180

Stainless steel - Inox - Edelstahl

CrNi (308LSi)
Norms : **AWS** 5.9 : ER 308L Si ; **EN** ISO 14343-A : G19 9 L Si ; **DIN** 8556 : SG X2CrNi 19 9

100 mm 1 kg	Ø 0.8		086616
200 mm 5 kg	Ø 0.8		086579
	Ø 1.0		086340
300 mm 15 kg	Ø 1.0		086357

CrNi (316LSi)
Norms : **AWS** 5.9 : ER 316L Si ; **EN** ISO 14343-A : G19 12 3 L Si ; **DIN** 8556 : SG X2 CrNiMo 19 12

200 mm 5 kg	Ø 0.8		086326
	Ø 1.0		086364
300 mm 15 kg	Ø 1.0		086371

Aluminium

AlMg2.7Mn
Norms : **AWS** 5.10 : ER 5554 ; **EN** ISO 18273 : S Al 5554 ; **DIN** 1732 : SG-AlMg2.7Mn

200 mm 2 kg	Ø 1.2		086517
300 mm 7 kg	Ø 1.2		086500

AlMg5
Norms : **AWS** 5.10 : ER 5356 ; **EN** ISO 18273 : S Al 5356 ; **DIN** 1732 : SG-AlMg5

100 mm 0.5 kg	Ø 0.8		086548
200 mm 2 kg	Ø 0.8		086555
	Ø 1.0		086562
300 mm 7 kg	Ø 1.0		086524
	Ø 1.2		086531
300 mm	Ø 1.0	ECO	086487
EXCELLIUM 7 kg	Ø 1.2	ECO	086494

AlSi5
Norms : **AWS** 5.10 :ER 4043 ; **EN** ISO 18273 : S Al 4043-A ; **DIN** 1732 : SG-AlSi5

100 mm 0.5 kg	Ø 0.8		086685
200 mm 2 kg	Ø 0.8		077133
	Ø 1.0		086142
	Ø 1.2		086159

AlSi12
Norms : **AWS** 5.10 : ER 4047 ; **EN** ISO 18273 : S Al 4047 ; **DIN** 1732: SG-AlSi12

100 mm 0.5 kg	Ø 0.8		086678
200 mm 2 kg	Ø 0.8		077140
	Ø 1.0		086067
	Ø 1.2		086074
300 mm 7 kg	Ø 1.2		086043

AlSi10Cu4
Norms : **AWS** 5.10 : ER 4145 ; **EN** ISO 18273 : S Al 41

200 mm 2 kg	Ø 1.2		073432

Adaptors for wire reels - Adaptateurs bobines - Korbspulenadapter

ALIGNER 200
Ø 200
042889

ECO
ECO ADAPTER 300 Intensive
for ecological wire reel
- pour bobine écologique
- für Eco Fülldrahtrolle
043305

After sales
Ø 200 & 300

Professional
71608

Industrial
71613

Guide Tube Kit - Guide fil
Ø 0.6 › 1.6 061965
Ø 1.8 › 2.8 061972



ROLLERS - Galets - Drahtführungsrollen - Rollen - Rodillos - Wielen - Roletes

Type A



Smartmig 142 → 183, Monogys 200, Easymig 150 → 180, Multipearl 210, Multiweld 160 → 250

Type B



Monogys 250/320, Trimig, Promig, TF-4, W5S, Multipearl 210/211, Multiweld 320 → 400, Neopulse 220. Kronos. WF 35

Type D

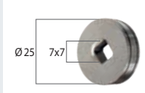

Smartmig 110, EasyMIG 85 → 140

Type C



Magys 400, WS-4, Nomadfeed (**down**), Exafeed, Neopulse 300

Type E



Nomadfeed (**up**)

Type F



Neofeed, Neopulse 320/400, Smartfeed, WF 50

Steel/stainless steel - Acier/inox - Stahl/edelstahl

Ø 0.6/0.8	×1	042339	Ø 0.6/0.8	×1	042087	Ø 0.6/0.8	×1	039483	Ø 0.6/0.8	×2	041738
Ø 0.8/1.0	×1	041189		×2	042353				Ø 0.8/1.0	×2	042094
Ø 1.0/1.2	×1	062221	Ø 0.8/1.0	×1	042100				Ø 1.0/1.2	×2	042117
				×2	042360				Ø 1.2/1.4	×2	039780
			Ø 1.0/1.2	×1	042179				Ø 1.2/1.6	×2	041752
				×2	046849						
			Ø 1.2/1.6	×2	042384						

Ø 0.6/1.6	×2	038561	Ø 0.6/0.8	×4	061859						
			Ø 0.8/1.0	×4	061866						
			Ø 1.0/1.2	×4	061873						
			Ø 1.2/1.6	×4	061880						

Cored wire - Fil fourré - Fülldraht - Hilo tubular (STANDARD V)

Ø 0.6/0.9	×1	068933	Ø 0.6/0.9	×1	068940	Ø 0.6/0.9	×1	068926	Ø 0.9/1.2	×2	042124
Ø 0.8 solid /0.9 cored	×1	046856	Ø 0.9/1.2	×1	042131	Ø 0.8 solid /0.9 cored	×1	039476	Ø 1.2/1.6	×2	038646
Ø 0.9/1.2	×1	042346		×2	042407	Ø 0.9/1.0	×1	044081	Ø 1.6/2.0	×2	037113
									Ø 1.8/2.0	×2	061743

Ø 0.6/1.6	×2	038561			

Cored wire - Fil fourré - Fülldraht - Hilo tubular (TWIN)

Ø 1.2/1.2	×4	080614	Ø 1.2	×2	038608
Ø 1.2/1.4	×4	047693	Ø 1.6	×2	038615
Ø 1.2/1.6	×4	080621	Ø 1.8	×2	061750
Ø 1.8/2.0	×4	080638	Ø 2.0	×2	037106
Ø 1.6/2.4	×4	040519	Ø 2.4	×2	038622

Ø 0.9/1.1	×4	061927			
Ø 1.2/1.6	×4	061934			
Ø 1.4/2.0	×4	061941			
Ø 1.6/2.4	×4	061958			

Aluminium

Ø 0.8/1.0	×1	041196	Ø 0.8/1.0	×1	042155	Ø 0.8/1.0	×1	039469	Ø 0.8/1.0	×2	042148
Ø 1.0/1.2	×1	062214		×2	042377				Ø 1.0/1.2	×2	042162
			Ø 1.0/1.2	×1	042186				Ø 1.2/1.6	×2	041776
				×2	040915						
			Ø 1.2/1.6	×2	042391						

Ø 0.6/1.6	×2	038561	Ø 0.8/1.0	×4	061897
			Ø 1.0/1.2	×4	061903
			Ø 1.2/1.6	×4	061910

SPECIAL MIG/MAG PLIER - ORIGINAL FIX -pince spéciale MIG/MAG - Spezial MIG/MAG Zange - Pinza especial MIG MAG

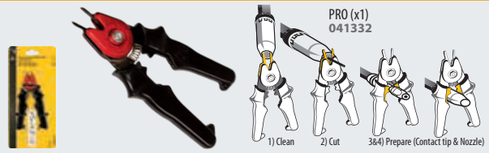

MIG torch stand with magnetic base - Support torche magnétique - MIG-Brennerhalter mit Magnetfuß

041653

Anti spatter fluid - Liquide anti-grattons - Antihaftmittel

10L
054134

Anti spatter paste - Pâte anti-adhérente - Antihaft-Paste

300 g
054110

Metalic spray bottle - Pulvérisateur métallique - Metallische Sprühflasche

054127

- Ceramic protective spray
- Spray protection céramique
- Keramisches Schutzspray

400ml
054141

Anti-spatter spray (without silicone) - Spray protecteur (sans silicone)

400ml
041806

NO GAS WELDING KITS - Kits soudage NO GAZ

041240 — 150 A — type A

- Isolated Nozzle (x1)
- M6 - Ø 0.9/1.0 (x3)
- Type A Ø 0.9-1.0 / 1.2 (x1)

072329 — 250 A

- Base (x1)
- Ceramic nozzle (x3)

072336 — 250 A — type A

- Base (x1)
- Ceramic nozzle (x3)
- M6 - Ø 0.9/1.0 (x3)
- Type A Ø 0.9-1.0 / 1.2 (x1)

072343 — 250 A — type B

- Base (x1)
- Ceramic nozzle (x3)
- M6 - Ø 0.9/1.0 (x3)
- Type B Ø 0.9-1.0 / 1.2 (x2)

WIRE FEEDER SUPPORT - Support élingage dévidoir - Drahtvorschubhalterung

036277

WS-4R/4L	✓
WF 35/50	✓
NEOFEED	✓
EXAFEED	✓

MADE IN FRANCE

MIG TORCH SUPPORTS - Supports torche MIG - MIG-Brennerteleskophalterung

MIG Lift Compact
046597

MIG Lift Pro
046429

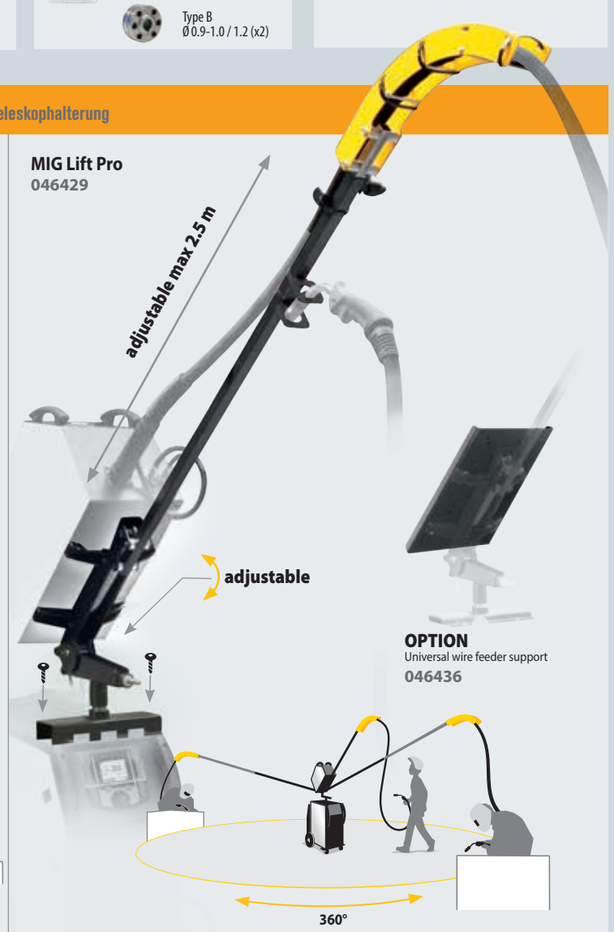

MADE IN FRANCE

	L	rotation	Torches compatibility		Machines compatibility							
					MONOGYS	MAGYS	KRONOS		NEOMIG-i	NEOPULSE		EXAGON
			classic	fume extraction	320 -4CS	500 WS	250M, 250T, 320T, 400T DUO	400T + WF	400 G & 500 G	400 CW	400G & 500G + WF	400 CC/CV
MIG LIFT COMPACT	adjustable 1.3 m max	180°	✓	—	✓	—	✓	—	—	with adapter 072237 ✓	—	—
MIG LIFT PRO	adjustable 2.5 m max	360°	✓	✓	—	✓	—	✓	with trolley T/M 400 only ✓	—	sur chariot - on trolley ✓	sur chariot - on trolley ✓

AUTOMATION BROCHURE

Download Brochure -
Télécharger la brochure

AUTOMATION

AUTOMATION	75
ACCESSORIES	79

USE THE ONLINE CONFIGURATION TOOL

Online configurator -
Configurateur en ligne

TIG GTAW
MIG/MAG GMAW/FCAW
PLASMA CUTTING

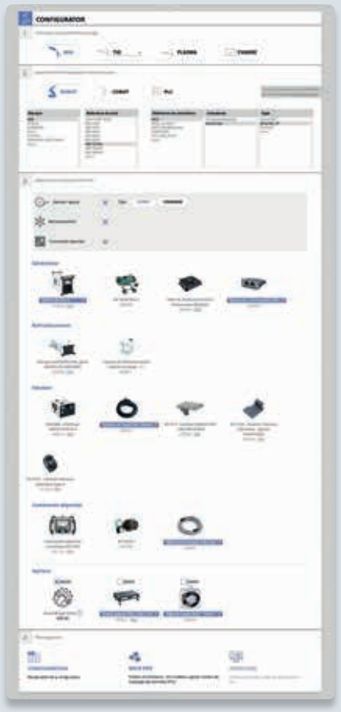

1. Select your process

MIG or TIG or PLASMA

2. Select your automation equipment *(brand, arm, controller, connexion)*

ROBOT or COBOT or PLC

3. Choose options

WIRE FEEDER | COLLING UNITS | REMOTE CONTROL

4. Get your configuration

Complete configuration
*A summary of the requested set-up configuration as an **Excel** file along with a list of the GYS equipments needed to automate it.*
*- Récapitulatif de la configuration souhaitée au format **Excel** avec les équipements GYS nécessaires à l'automatisation.*

+

Back-End
Zip file with :
- *3D models (.step)*
- *IP configuration*
- *Software*
- *Electronic files*
- *Data mapping file*

+

Front-End
User interfaces :
- *URcap software*
- *More on demand...*

GENERATOR COMPATIBILITY

TIG GTAW	TITAN 231 DC
	KRYPTON 321 DC
	TITAN 400 DC
	TITANIUM 230 AC/DC
	TITANIUM 400 AC/DC
	ORBITIG
MIG/MAG GMAW/FCAW	NEOPULSE 320 C
	NEOPULSE 400 CW
	NEOPULSE 400 G
	NEOPULSE 500 G
	EXAGON 400 FLEX CC/CV
PLASMA CUTTING	CUTTER 45 CT
	CUTTER 70 CT
	CUTTER 105 CT
	NEOCUT 45
	NEOCUT 105
	NEOCUT 125

GIN : GYS INTERNAL NETWORK

The proprietary communication language or 'GIN' (GYS Internal Network) allows data to be GIN transmitted between all connected equipment. 'GIN' has 3 advantages:

1. **Easy to use :** a single update will upgrade all connected products
2. **Quick to set up**
3. **Automatically recognises GYS products**

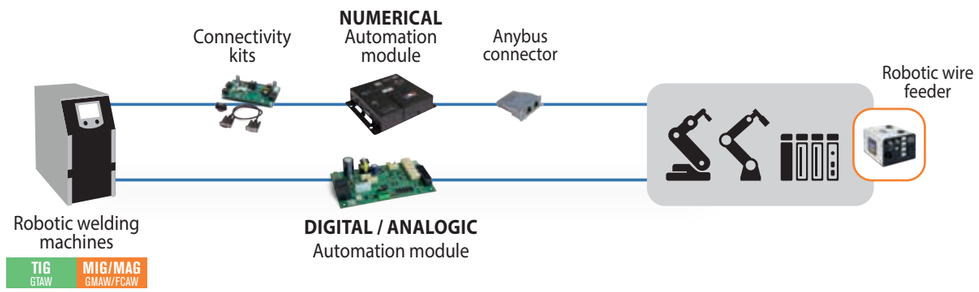

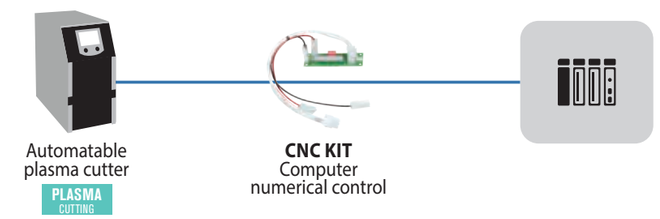

BRAND COMPATIBILITY

TIG GTAW | MIG/MAG GMAW/FCAW | PLASMA CUTTING

ROBOT	COBOT	PLC
ABB	ABB	BECKHOFF
COMAU	DOBOT	DELTA
FANUC	DOOSAN	OMRON
HYUNDAI	FANUC	PROFACE
KAWASAKI	HANWHA	ROCKWELL AUTOMATION
KUKA	JAKA	SCHNEIDER ELECTRIC
MITSUBISHI	KASSOW	SIEMENS
STÄUBLI	OMRON	UNITRONICS
YASKAWA	TECHMAN ROBOT	WAGO
...	UNIVERSAL ROBOTS	...
	YASKAWA	
	...	

For all other requests, please contact us.- Pour toute autre demande, veuillez nous consulter - Für alle anderen Anfragen wenden Sie sich bitte an uns.

TOUCH FUNCTION

The touch function is used to detect the workpiece

Electrical pulse are sent through the electrode / wire. Once in contact with the workpiece, the Touch_Sense variable switches to 1. This allows functions to be programmed. (relocation. path correction, workpiece presence control, ...)

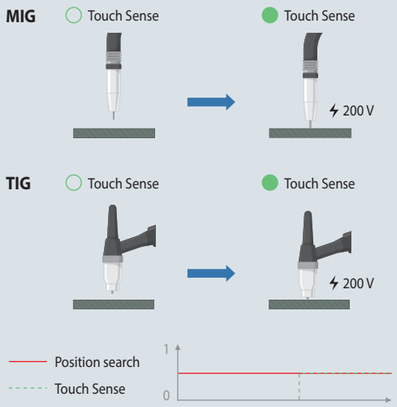

ARC WELDING

SMART AUTOMATION MODULE

TIG GTAW | MIG/MAG GMAW/FCAW

	I (100%)	Integrated wirefeeder	SAM-1A Analogic/Digital	SAM-1N Digital
NEOPULSE 320 C	280 A	✓	✓	✓
NEOPULSE 400 CW	360 A	✓	✓	✓
NEOPULSE 400 G	360 A	–	✓	✓
NEOPULSE 500 G	440 A	–	✓	✓
EXAGON 400 FLEX CC/CV	350 A	–	✓ (CV)	–
TITAN 231 DC	200 A	–	✓	✓
KRYPTON 321 DC	320 A	–	✓	✓
TITAN 400 DC	360 A	–	✓	✓
TITANIUM 230 AC/DC	170 A	–	✓	✓
TITANIUM 400 AC/DC	360 A	–	✓	✓
ORBITIG	140 A	–	Integrated CANopen	

SAM 1N — NUMERICAL

MACHINE CONNECTIVITY KITS

KIT NUM TIG/GTAW 1
for TITAN 400 DC & TITANIUM 400 AC/DC
037960

KIT NUM MIG/GMAW 1
for NEOPULSE 320C, 400 CW, 400G & 500G
062993

SMART AUTOMATION MODULE
SAM 1N
064935

90% PLC/ROBOT COMPATIBILITY | 6 COMMUNICATION PROTOCOLS | AUTOMATIC DETECTION

ANYBUS CONNECTORS

Ethernet IP	062078
Profinet	062085
Modbus TCP	063013
Devicenet	062092
Can Open	062108
Ethercat	063006

SAM 1A — DIGITAL ANALOGIC

SMART AUTOMATION MODULE
SAM 1A
071940



- 8 inputs 7 outputs
- Integrated SAFETY function
- 3 modes : 20 Job, Manual, Tracking

Youtube

Smart automation module videos

PLASMA CUTTING

PLASMA CUTTING	CNC kit 1 Analogic	CNC kit 2 Digital	Control cable
CUTTER 45 CT	✓	–	–
CUTTER 70 CT	✓	–	–
CUTTER 105 CT	✓	–	–
NEOCUT 45	–	–	✓
NEOCUT 105	✓	✓	–
NEOCUT 125	✓	✓	–

ANALOGIC

CNC KIT 1 Analogic
039988

ANALOGIC RS485

CNC KIT 2 Digital
064737

DIGITAL ANALOGIC

Control cable
084643

NEW

ROBOTIC WIRE FEEDER

MIG/MAG
GMAW/FCAW



	I (100%)	SMARTFEED M-4	SMARTFEED MB-PP
NEOPULSE 320 C	280 A	✓	✓
NEOPULSE 400 CW	360 A	✓	✓
NEOPULSE 400 G	360 A	✓	✓
NEOPULSE 500 G	440 A	✓	✓

ULTRA LIGHT 4.5 kg | VIBRATION & SHOCK RESISTANT | COLLISION AND WIRE-END SENSOR | 4 MANUAL CONTROLS

SMARTFEED M-4
066618

IP 21 | MOTOR DC 115 W

Front view

SMARTFEED MB-PP
073647

IP 21 | BRUSHLESS MOTOR 100 W

PUSH-PULL BRUSHLESS MOTOR

Front view

	EN60974-1 (40°C)			Original equipment - Equipement d'origine - Originalausstattung - Equipamiento de fabrica		max	PUSH-PULL	Ø mm		/
	IA 60%	X% I2 max	Electronic Control		TYPE	m/min		MIG/MAG (Gas)	Flux Cored Wire (Gas / No Gas)	L × W × H cm / kg
SMARTFEED M-4	500	60	115 W	1.0 / 1.2 mm	F-061873	1 → 25	—	0.6 → 1.6	0.9 → 2.4	40 × 31 × 25 / 5.7
SMARTFEED MB-PP	500	60	110 W	1.0 / 1.2 mm	F-061873	1 → 25	■	0.6 → 1.6	0.9 → 2.4	40 × 31 × 25 / 5.7

COMPLETE PACKS

	NEOCOOL 400 032750	Cooling liquid 10L 052246	Pallet trolley 064621	NUM-1 063938	Command cable 11 m 036925	RC-HD2 062122	Kit NUM MIG/GMAW 1 062993	SAM 1N 064935	Ethernet IP 062078	Liquid, 8 m, Ø 95 mm² 069725	SMARTFEED M-4 066618	4 m, 95 mm² 047013
pack NEOPULSE 400G ETHERNET IP 071575	•	•	•	•	•	•	•	•	•	•	•	•
pack NEOPULSE 500G ETHERNET IP 071582	•	•	•	•	•	•	•	•	•	•	•	•

OPTIONS MIG/MAG GMAW/FCAW

COBOT MIG torch grip
350 A, 4 m, air
040946
500 A, 4 m, liquid
041004

COBOT torch support
067752

Robotic wire box
Ø300 mm
079793

Robotic wire box holder
079809

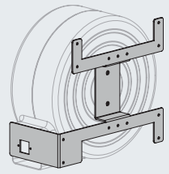

Connection cable
Liquid, 4 m, Ø95 mm²
073517
Liquid, 8 m, Ø95 mm²
069725
Liquid, 12 m, Ø95 mm²
078581
Liquid, 16 m, Ø95 mm²
085619
Control cable, 4 m
073524
Control cable, 8 m
073531

Smartfeed support for ROBOT kits

Kit n°1 - YASKAWA
070707
Kit n°2 - KAWASAKI
071445
Kit n°3 - ABB IRB 1660ID
071452
Kit n°4 - FANUC
071469
Kit n°5 - KUKA
071476
Kit n°6 - Multibrand
072282
Kit n°7 - ABB IRB 4600
072602
Kit n°8 - ABB IRB 1520ID
075399
Kit n°9 - ABB IRB 6600
075931
Kit n°10 - ABB IRB 2600
078772
Kit n°11 - ABB IRB 2600ID
078789

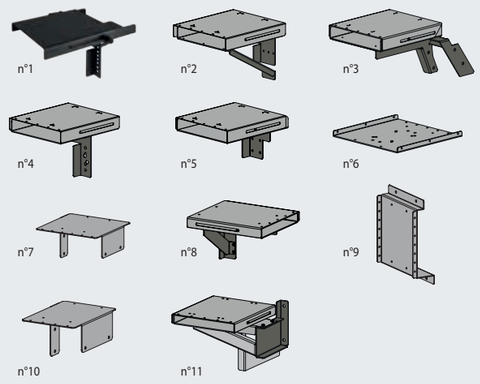

ASK US FOR MORE

Complete list of support

Kit n°20
Cable guide
075429

Kit n°21
Cable fixation
077324

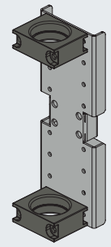

Kit n°23
Interconnection mount - YASKAWA
079458

OPTIONS TIG GTAW | MIG/MAG GMAW/FCAW | PLASMA CUTTING

Remote control digital RC-HD2
062122

for
- ✓ Titan 231 DC FV
- ✓ Titan 400 DC
- ✓ Titanium 230 AC/DC FV
- ✓ Neopulse 320C
- ✓ Neopulse 400G
- ✓ Neopulse 400CW
- ✓ Neopulse 500G
- ✓ Neofeed-4W

RC-HD2
SOFTWARE UPDATE

included fixation



Command cable
2.8 m
063907
6 m
063914
11 m
036925

Pallet troley
79 x 49 x 27.5 cm
064621

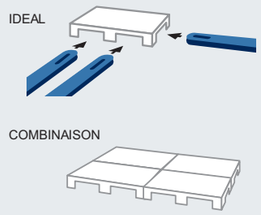

GYS
INVEST IN THE FUTURE

PLASMA CUTTING

25 › 40 A
1 ~

EASYCUT	82

45 › 125 A
1 & 3 ~

CUTTER	84
NEOCUT	86

ACCESSORIES	88
COMPLETE PACKS	89
TORCHES & CONSUMABLES	90

PLASMA
25 → 40 A
HAND-HELD CUTTING

Youtube

COMPRESSOR COMPRESSOR INSIDE



AD ANTI-DUST VENTILATION CORRIDOR

PFC POWER FACTOR CORRECTION

FV FLEXIBLE VOLTAGE

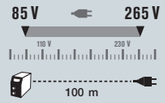

NEW DESIGN

INTEGRATED AIR FILTER

AUTOMATIC DRAIN

ULTRA LIGHT & COMPACT

18 KG

INCLUDED : 8 mm

DIGITAL (PRESSURE SENSOR

POWER FACTOR CORRECTION PFC EN 61000-3-12 FV FLEXIBLE VOLTAGE

INCLUDED : 8 mm

DIGITAL (PRESSURE SENSOR

COMPRESSOR COMPRESSOR INSIDE

EASYCUT K25

230 V • 1 ~

25 A — Fe 8 mm, Al/CrNi 6 mm

P400 COMPRESSOR

TPT 25, 4 m 068087 + 2 m, 10 mm²

068063

EASYCUT K35 PFC NEW

230 V • 1 ~

35 A — Fe 15 mm, Al/CrNi 10 mm

P400 PFC AD COMPRESSOR

TPT35, 4 m 080775 + 2 m, 10 mm²

080768

TPT35, 4 m + 2 m, 10 mm² + Box TPT35 080782 + UNIVERSAL 800 051331

080805

EASYCUT 25

230 V • 1 ~

25 A — Fe 8 mm, Al/CrNi 6 mm

TPT 25, 4 m 068087 + 2 m, 10 mm²

065543

072046

EASYCUT 30 FV

110 → 230 V • 1 ~

30 A — Fe 15 mm, Al/CrNi 10 mm

P400 PFC FV

TPT 40, 4 m 060753 + 2 m, 10 mm²

013858

EASYCUT 40

230 V • 1 ~

40 A — Fe 18 mm, Al/CrNi 15 mm

TPT 40, 4 m 060753 + 2 m, 10 mm²

029743

OPTIONS

Torches

		I (60%)	L	Consumables
TPT 25	068087	25 A (35%)	4 m	Included
TPT 35	080775	35 A	4 m	
TPT 40	060753	40 A	4 m	

Consumables

	MT25K		TPT25		MT35K		TPT35		TPT40	
	x 4 040182	x1	x 4 040236	x1	x 4 040229	x1	x 4 040182	x1	x 4 040236	x1
	x 10 040151	x3	x 10 040212	x3	x 10 040212	x3	x 10 080799	x3	x 10 040212	x3
	x 2 040175	x1	x 2 040175	x1	x 2 040175	x1	x 2 040175	x1	x 2 040175	x1
	x 10 040168	x3	x 10 040168	x3	x 10 040168	x3	x 10 040168	x3	x 10 040168	x3
Boxes - Coffrets	039971		070721		039964		080782		039957	

CE NORM. EN60974-1			50/60 Hz	A	A	Coupe max Severance cut Fe	Coupe max Severance cut Al/CrNi	Coupe propre Clean cut Fe	Coupe propre Clean cut Al/CrNi	INTEGRATED TECHNOLOGY P400	PFC	FV	AD	IP21S	COMPRESSOR	AIR SYSTEM min	ideal	max	EN 60974-1 (40°C) I 60%	X% I2 max	100%	Protected & compatible power generator (+/-15 %)		L × W × H cm / kg
MADE IN FRANCE	EASYCUT K25		230V 1~	16	10 → 25	8	6	6	4	■	—	—	—	■	■	included			15 A	35%	—	10/25 mm² Ø 9 mm	6.5 kW	7.5 kVA	53 × 31 × 48 / 19
MADE IN FRANCE	EASYCUT K35 PFC		230V 1~	16	10 → 35	15	10	10	8	■	■	—	■	■	■	included			26 A	30%	—	10/25 mm² Ø 9 mm	8 kW	10 kVA	51 × 31 × 47 / 21.4
MADE IN GYS CHINA	EASYCUT 25		230V 1~	16	10 → 25	8	6	6	4	—	—	—	—	■	—	2.5 bar	4.5 bar 115 L/min	6.5 bar	15 A	30%	10A	10/25 mm² Ø 9 mm	—	—	45 × 25 × 35 / 9.7
MADE IN FRANCE	EASYCUT 30 FV		230V 1~	16	10 → 30	15	10	10	8	■	■	■	—	■	—	2.5 bar	5 bar 115 L/min	9 bar	23 A	30%	20 A	10/25 mm² Ø 9 mm	6.5 kW	7.5 kVA	51 × 29 × 37 / 14.3
			110V 1~	32	10 → 30														19 A	25%	15 A			
MADE IN GYS CHINA	EASYCUT 40		230V 1~	16	10 → 40	20	15	15	10	—	—	—	—	■	—	2.5 bar	4.5 bar 115 L/min	6.5 bar	10 A	20%	—	10/25 mm² Ø 9 mm	—	—	45 × 25 × 35 / 11.5

PLASMA
45 → 105 A
HAND-HELD & MECHANIZED CUTTING

DIGITAL (PRESSURE SENSOR

POWER FACTOR CORRECTION PFC EN 61000-3-12 FV FLEXIBLE VOLTAGE

PFC POWER FACTOR CORRECTION + FV FLEXIBLE VOLTAGE

85 V — 265 V (110 V, 230 V)

100 m

DIGITAL (PRESSURE SENSOR

NEW

Cutter 105

OPTIONS

CNC COMPUTER NUMERICAL CONTROL



CUTTER 45 CT, 70 CT & 105 CT

CPC 14 pts

CNC ANALOGIC
CNC kit 1 ANALOGIC
039988

110 › 230 V • 1 ~

CUTTER 45 CT

45 A | 110 → 230 V • 1 ~ | Fe 30 mm, Al/CrNi 20 mm

P400 | PFC | FV | GRID CUT | AD | IP 23 | CNC ANALOGIC

2 m, 10 mm²
014787

TPT 40, 4 m + 2 m, 10 mm²
013629

MT 70, 6 m + 2 m, 10 mm² + Box 20-50A 061613
062962

400 V • 3 ~

CUTTER 70 CT

70 A | Fe 35 mm, Al/CrNi 25 mm

GRID CUT | AD | IP 23 | GOUGING | CNC ANALOGIC

4 m, 10 mm²
013636

MT 70, 6 m + 4 m, 10 mm² + Starter Kit 70 A
013841

CUTTER 105 CT

105 A | 400 V • 3 ~ | Fe 50 mm, Al/CrNi 40 mm

GRID CUT | AD | IP 23 | GOUGING | CNC ANALOGIC

4 m, 16 mm²
081093

MT 125, 6 m + 4 m, 16 mm² + Starter Kit 105 A
081109

Performances with torches "MT-AT"



Piercing - Perçage

Clean Cut Coupe Propre

Max Cut (Severance) Coupe Max (Séparation)

CE NORM. EN60974-1	MADE IN FRANCE	50/60 Hz	A	A	I2	Coupe max Severance cut (mm) Fe	Coupe max Severance cut (mm) Al/CrNi	Coupe propre Clean cut (mm) Fe	Coupe propre Clean cut (mm) Al/CrNi	Perçage Piercing (mm) Fe	Perçage Piercing (mm) Al/CrNi	INTEGRATED TECHNOLOGY: Grid Cut	Gouging	Pressure Control	AD	IP23	CNC	AIR SYSTEM Pressure (bar) min	max	ideal	EN 60974-1 (40°C) 100%	IA 60%	X% 12 max		Protected & compatible power generator (+/-15%)		L × W × H cm / kg
CUTTER 45 CT	TPT 40	230V 1~	16	15 → 45	20	15	15	10	8	6		■	—	Digital	■	■	analogic	5 bar	7 bar	5.2 bar 115 L/min	32 A	41 A	50%	10/25 mm² Ø 9 mm	10.5 kW	12.5 kVA	014787 - 51 × 32 × 46 / 14.9
		110V 1~	32	15 → 30	15	10	10	8	—	—											17 A	21 A	25%				013629 - 51 × 31 × 47 / 16.4
	MT 70	230V 1~	32	15 → 45	30	20	25	15	12	10								5 bar	7 bar	5.2 bar 185 L/min	32 A	41 A	50%				NC
		110V 1~	32	15 → 30	15	10	10	8	—	—											17 A	21 A	25%				
CUTTER 70 CT		400V 3~	16	20 → 70	35	25	25	18	15	12		■	■	Digital	■	■	analogic	5 bar	9 bar	5.2 (185L/min)	55 A	70 A	60%	10/25 mm² Ø 9 mm	15 kW		013636 - 60 × 38 × 48 / 23.6
																											013841 - 60 × 38 × 48 / 27.5
CUTTER 105 CT		400V 3~	32	20 → 105	50	40	35	30	20	18		■	■	Digital	■	■	analogic	5 bar	9 bar	5.5 (305L/min)	80 A	105 A	60%	10/25 mm²	30 kW	36 kVA	NC

PLASMA
45 → 125 A
HAND-HELD & MECHANIZED CUTTING

4 modes :
- Cutting / Coupage / Vollblech
- Gouging / Gougeage / Fugenhobeln
- Metal Mesh / Grillage / Gitter
- Marking / Marquage

Synergic mode

Manual mode

COMING SOON

POWER FACTOR CORRECTION PFC EN 61000-3-12 FV FLEXIBLE VOLTAGE

SYNERGIC AIR Pressure

SYNERGIC PRESSURE CONTROL

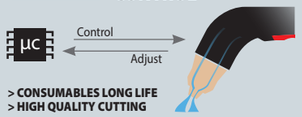

> CONSUMABLES LONG LIFE
> HIGH QUALITY CUTTING

6 modes :
- Cutting / Coupage / Vollblech
- Locked cutting / Coupage verrouillé / Verriegelter Vollblech-Modus
- Gouging / Gougeage / Fugenhobeln
- Locked gouging / Gougeage verrouillé
- Metal Mesh / Grillage / Gitter
- Marking / Marquage

OPTIONS

CNC COMPUTER NUMERICAL CONTROL

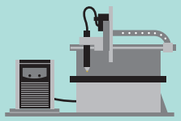

NEOCUT 45

CNC ANALOGIC / CNC DIGITAL — Control cable 084643

NEOCUT 105 & 125

CPC 14 pts

CNC ANALOGIC — CNC kit 1 ANALOGIC 039988

CPC 14 pts

CNC DIGITAL — CNC kit 2 DIGITAL 064737



Connector 5 pts + CPC 14 pts

CNC RETROFIT DIGITAL — CNC kit 3 DIGITAL RETROFIT 068957

CNC READY

INTEGRATED AIR FILTER

AUTOMATIC DRAIN

110 › 230 V • 1 ~

400 V • 3 ~

NEOCUT 45

45 A | 110 → 230 V • 1 ~ | Fe 30 mm Al/CrNi 20 mm

P400 | PFC | FV | GRID CUT | Synergic AIR Pressure | AD | IP 23 | MARKING | GOUGING | CNC ANALOGIC | CNC DIGITAL

4 m, 10 mm² — 082748

NEOCUT 105

105 A | 400 V • 3 ~ | Fe 50 mm Al/CrNi 40 mm

GRID CUT | Synergic AIR Pressure | AD | IP 23 | MARKING | GOUGING | CNC ANALOGIC | CNC DIGITAL | CNC RETROFIT DIGITAL

4 m, 16 mm² — 063044

MT 125, 6 m + 4 m, 16 mm² + Starter Kit — 063112

NEOCUT 125

125 A | 400 V • 3 ~ | Fe 57 mm Al/CrNi 55 mm

GRID CUT | Synergic AIR Pressure | AD | IP 23 | MARKING | GOUGING | CNC ANALOGIC | CNC DIGITAL | CNC RETROFIT DIGITAL

4 m, 25 mm² — 067431

MT 125, 6 m + 4 m, 25 mm² + Starter Kit — 067448

Performances with torches "MT-AT"

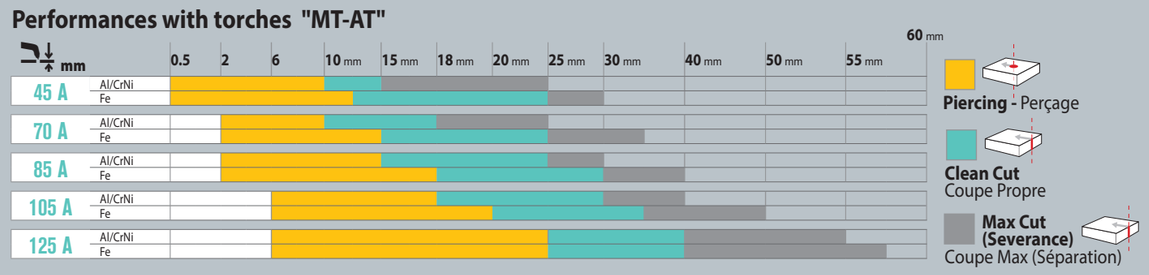

EN60974-1 / MADE IN FRANCE		AM	I2	mm: Coupe max Severance cut		Coupe propre Clean cut		Perçage Piercing		INTEGRATED TECHNOLOGY							AIR SYSTEM Pressure (bar)			EN 60974-1 (40°C)				Protected & compatible power generator (+/-15 %)		L × W × H cm / kg
	50/60 Hz	A	A	Fe	Al/CrNi	Fe	Al/CrNi	Fe	Al/CrNi	Grid Cut	Marking	Gouging	Pressure Control	AD	IP23	CNC	min	max	ideal	100%	IA 60%	X% I2 max				
NEOCUT 45	230 V 1~	32	15 → 45	30	20	25	15	12	10	▪	▪	▪	Synergic	▪	▪	analogic & digital	5 bar	7 bar	5.2 (185 L/min)	32 A	41 A	50%	10/25 mm² Ø 9 mm	10.5 kW	12.5 kVA	NC
	110 V 1~	32	15 → 30	15	10	10	8	—	—											17 A	21 A	25%				
NEOCUT 105	400 V 3~	32	20 → 105	50	40	35	30	20	18	▪	▪	▪	Synergic	▪	▪	analogic & digital	5 bar	9 bar	5.5 (305 L/min)	105 A	—	100%	10/25 mm² Ø 9 mm	30 kW	36 kVA	063044 - 69 × 36 × 58 / 33 063112 - 69 × 36 × 58 / 39.8
NEOCUT 125	400 V 3~	50	20 → 125	57	55	40	40	25	25	▪	▪	▪	Synergic	▪	▪	analogic & digital	5 bar	9 bar	5.5 (305 L/min)	125 A	—	100%	35/70 mm² Ø 13 mm	30 kW	36 kVA	067431 - 68 × 34 × 53 / 38.5 067448 - 68 × 34 × 53 / 42.5

REMOTE CONTROL - Commande déportée

RC-PLASMA
for CUTTER 45/70, NEOCUT 105/125
27 × 20 × 8 cm / 1.2 kg
069596
10 m

Compressed air cleaning filter - Filtre déshumidificateur
24 × 14 × 14 cm / 1.5 kg
039728

Filter cartridges - Cartouches pour filtre (x 4)
039735

Filter kit
for CUTTER 70
NEOCUT 105/125
28 × 23 × 9 cm / 500 g
046580

Air pressure regulator 0-12 bar | 0-175 psi (Compressed air supply > 9 bar or 130 psi)
059733

Plasma cutter side

G1/4 male FR standard

TROLLEYS - Chariots

more p.114

EASYCUT K25	4	5	6
EASYCUT K35 PFC	4	5	6
EASYCUT 30 FV	4	5	
EASYCUT 40	4	5	
CUTTER 45 CT	4	5	
CUTTER 70 CT	6		
CUTTER 105 CT	2	3	6
NEOCUT 105	2	3	6
NEOCUT 125	2	3	6

3 **SKATE**
073593



2 **SKATE**
037717

4 **PLASMA 600**
040298

5 **UNIVERSAL 800**
051331

6 **DIABLE JOBSITE XL**
039568

COMPASS - Compas

Ø max	Trolley included	Torches compatibility							Ref
		TPT 25	TPT 40	MT 25K	MT 35K	MT 45	MT 70	MT 125	
1540 mm	040199	▪	▪	▪	▪	▪	—	—	040205
820 mm	037977	—	—	—	—	—	▪	▪	037984



Included :

MAGNETIC CUTTING KIT - Kit magnetique de coupe

Stainless steel cutting guide

Straight magnetic guide

Angular magnetic guide

	Stainless steel cutting guide	Straight magnetic guide	Angular magnetic guide
Complete magnetic cutting kit 083660	400 mm (x2)	(x2)	(x1)
Magnetic straight cutting kit 083677	800 mm (x1)	(x1)	—
Magnetic angled cutting kit 083684	400 mm (x1)	—	(x1)

Stainless steel cutting guide

400 mm (x5)
083707

800 mm (x5)
083691

GUIDING KIT - Kit de guidage

For MT 70, MT 125
38 × 31 × 9 cm / 3.4 kg
038653





CUTTER 45CT

	8 mm / 10 mm		EASYFIT MANUAL	AUTO					(Ohmic)	
pack CUTTER 45CT M2 084520	•	2 m, 10 mm²	**6 m** 074668 + MT 70 074583			x1	x3	x3	x1	x1
						Box 20-50A 061613				
pack CUTTER 45CT M3 084537	•	2 m, 10 mm²	**12 m** 074675 + MT 70 074583			x1	x3	x3	x1	x1
						Box 20-50A 061613				
pack CUTTER 45CT A 062986	•	2 m, 10 mm²		AT 70, **12 m** 037533	CNC Kit 1 Analogic 039988	x1 037557	x5 037564	x5 037571	x1 (Ohmic) 037618	x1 037649

CUTTER 70CT

	8 mm / 10 mm		EASYFIT MANUAL	MANUAL	AUTO					(Ohmic)	
pack CUTTER 70CT M1 014589	•	4 m, 10 mm²		MT 70, **6 m** 037502			x1	x3	x3	x1	x1
							Box 20-70A 037540				
pack CUTTER 70CT M2 084544	•	4 m, 10 mm²	**6 m** 074668 + MT 70 074583				x1	x3	x3	x1	x1
							Box 20-70A 037540				
pack CUTTER 70CT M3 084551	•	4 m, 10 mm²	**12 m** 074675 + MT 70 074583				x1	x3	x3	x1	x1
							Box 20-70A 037540				
pack CUTTER 70CT A 014619	•	4 m, 10 mm²			AT 70, **12 m** 037533	CNC Kit 1 Analogic 039988	x1 037557	x5 037564	x5 037588	x1 (Ohmic) 037618	x1 037649

CUTTER 105CT

	8 mm / 10 mm		EASYFIT MANUAL	AUTO					(Ohmic)	
pack CUTTER 105CT M1 084568	•	4 m, 16 mm²	**6 m** 074668 + MT 125 074606			x1 (85A) x1 (105A)	x3	x3 (85A) x3 (105A)	x1 (85A) x1 (105A)	x1 (85A) x1 (105A)
						Box 85/105A 064720				
pack CUTTER 105CT M2 084575	•	4 m, 16 mm²	**12 m** 074675 + MT 125 074606			x1 (85A) x1 (105A)	x3	x3 (85A) x3 (105A)	x1 (85A) x1 (105A)	x1 (85A) x1 (105A)
						Box 85/105A 064720				
pack CUTTER 105CT A 084582	•	4 m, 16 mm²		AT-125 **12 m** 039520	CNC Kit 1 Analogic 039988	x1 039148	x5 039155	x5 039193	x1 (Ohmic) 039445	x1 039308

NEOCUT 105

	8 mm / 10 mm		EASYFIT MANUAL	MANUAL	AUTO						(Ohmic)	
pack NEOCUT 105 M1 065871	•	4 m, 16 mm²		MT-125 **6 m** 039506			037717	x1 (85A) x1 (105A)	x3	x3 (85A) x3 (105A)	x1 (85A) x1 (105A)	x1 (85A) x1 (105A)
								Box 85/105A 064720				
pack NEOCUT 105 M2 084483	•	4 m, 16 mm²	**6 m** 074668 + MT 125 074606				037717	x1	x3	x3 (105A) x3 (125A)	x1	x1
								Box 105/125A 039544				
pack NEOCUT 105 M3 084490	•	4 m, 16 mm²	**12 m** 074675 + MT 125 074606				037717	x1	x3	x3 (105A) x3 (125A)	x1	x1
								Box 105/125A 039544				
pack NEOCUT 105 A1 065895	•	4 m, 16 mm²			AT-125 **12 m** 039520	CNC Kit 1 Analogic 039988		x1 039148	x5 039155	x5 039193	x1 (Ohmic) 039445	x1 039308
pack NEOCUT 105 A2 068186	•	4 m, 16 mm²			AT-125 **12 m** 039520	CNC Kit 2 Digital 064737		x1 039148	x5 039155	x5 039193	x1 (Ohmic) 039445	x1 039308

NEOCUT 125

	8 mm / 10 mm		EASYFIT MANUAL	MANUAL	AUTO						(Ohmic)	
pack NEOCUT 125 M1 068193	•	4 m, 25 mm²		MT-125 **6 m** 039506			037717	x1	x3	x3 (105A) x3 (125A)	x1	x1
								Box 105/125A 039544				
pack NEOCUT 125 M2 084506	•	4 m, 25 mm²	**6 m** 074668 + MT 125 074606				037717	x1	x3	x3 (105A) x3 (125A)	x1	x1
								Box 105/125A 039544				
pack NEOCUT 125 M3 084513	•	4 m, 25 mm²	**12 m** 074675 + MT 125 074606				037717	x1	x3	x3 (105A) x3 (125A)	x1	x1
								Box 105/125A 039544				
pack NEOCUT 125 A1 068216 125A **60%**	•	4 m, 25 mm²			AT-125 **12 m** 039520	CNC Kit 1 Analogic 039988		x1 039148	x5 039155	x5 039209	x1 (Ohmic) 039445	x1 039308
pack NEOCUT 125 A2 068223 125A **60%**	•	4 m, 25 mm²			AT-125 **12 m** 039520	CNC Kit 2 Digital 064737		x1 039148	x5 039155	x5 039209	x1 (Ohmic) 039445	x1 039308
pack NEOCUT 125 A3 073463 125A **100%**	•	4 m, 25 mm²			AT-160 **12 m** 067486	CNC Kit 1 Analogic 039988		x1 067509	x5 067493	x5 067554	x1 (Ohmic) 067585	x1 067608
pack NEOCUT 125 A4 073470 125A **100%**	•	4 m, 25 mm²			AT-160 **12 m** 067486	CNC Kit 2 Digital 064737		x1 067509	x5 067493	x5 067554	x1 (Ohmic) 067585	x1 067608

HAND-HELD TORCHES

MT torches	I (60%)	I (100%)	L (m)	ref
MT-70	70 A (50%)	50 A	6	037502
			12	037519
MT-125	125 A	105 A	6	039506
			12	039513

EASYFIT TORCHES

Easyfit connection cable

L (m)	ref
6	074668
12	074675
20	085817

Easyfit torches

	I (60%)	I (100%)	Angle	ref
MT-70	70 A (50%)	50 A	75°	074583
			15°	074590
MT-125	125 A	105 A	75°	074606
			15°	074613

Easyfit long torches

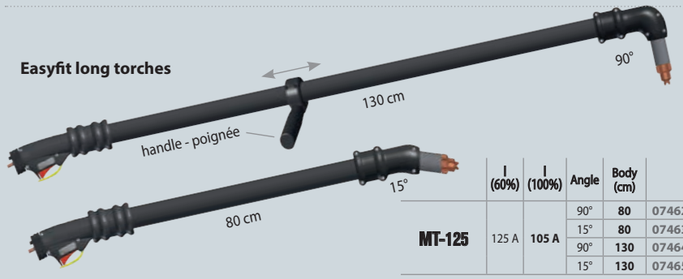

	I (60%)	I (100%)	Angle	Body (cm)	ref
MT-125	125 A	105 A	90°	80	074620
			15°	80	074637
			90°	130	074644
			15°	130	074651

MECHANIZED TORCHES

AT torches	Recommended max piercing value (I 100%)	I (60%)	I (100%)	A	B	C	ref
AT-70	13 mm	70 A (50%)	50 A	6 m	376 mm	"Mini" 127 / Ø 35 mm	071865
				6 m	489 mm	240 mm / Ø 35 mm	037526
				12 m			037533
AT-125	20 mm	125 A	105 A	6 m	502 mm	240 mm / Ø 35 mm	038479
				12 m			039520
				15 m			069787
				20 m			069794
AT-160	25 mm	160 A	125 A	6 m	529 mm	227 mm / Ø 44.5 mm	067479
				12 m			067486
				15 m			069800
				20 m			069817



Plasma fluid - 5L
for CNC plasma arc tables
- pour tables plasma CNC
064850

Cutting - Coupage		Diffuser - Diffuseur - Swirl Ring (x1)	Electrode - Schneidelektrode (x5)	Tip - Tuyère - Düse (x5)	Nozzle - Buse - Schneiddüsenhalter	or	Ohmic nozzle - Buse ohmique	Deflector - Déflecteur
AT-70	20-50 A	037557	037564	037571	037601	or	037618	037649
	70 A			037588				
AT-125	45 A *Precision cut*	039131	039155	039315	039216	or	039339	037496
	45 A			039162				039292
	65 A			039179				
	85 A			039186				
	105 A	039148		039193	039223	or	039445	039308
	125 A			039209				
AT-160	45 A *Precision cut*	067509	067493	067516	—		067578	076945
	45 A			067523				067592
	65 A			067530				
	85 A			067547				
	105/125 A			067554			067585	067608
	160 A			067561				

STANDARD Consumables

Boxes (cutting) - Coffrets (coupage)

MT-70	20-70 A	included
BOX 20-50 A	061613	
BOX 20-70 A	037540	

MT-125	45-125 A	included
BOX 45/65/85 A	039537	
BOX 85/105 A	064720	
BOX 105/125 A	039544	

Cutting - Coupage		Diffuser - Diffuseur - Swirl Ring (x1)	Electrode - Schneidelektrode (x5)	Tip - Tuyère - Düse (x5)	Nozzle - Buse - Schneiddüsenhalter	Shield - Patin
MT-70	20-50 A	x1 x1 037557	x3 Short 037564	x3 x3 037571	x1 x1 037601	x1 Short (20.4 mm) 037625
			Long 067189	Long 067196		Long (30.1 mm) 067219
	70 A		x3 Short 037564	x3 037588		x1 Short (20.4 mm) 037625
			Long 067189	Long 067202		Long (30.1 mm) 067219
MT-125	45 A *Precision cut*	x1 039131	x3 039155	039315	x1 039216	039322
	45 A			x3 039162		x1 039230
	65 A			x3 039179		
	85 A	x1		x3 039186	x1	x1
	105 A	x1	x3	x3 039193	x1	x1
	125 A	x1 039148	x3	x3 039209	x1 039223	x1 039247

Gouging - Gougeage		Diffuser - Diffuseur - Swirl Ring (x1)	Electrode - Schneidelektrode (x5)	Tip - Tuyère - Düse (x5)	Nozzle - Buse - Schneiddüsenhalter	Shield - Patin
MT-70	70 A	037557	037564	037595	037601	037632
MT-125	65-85 A	039131	039155	039261	039216	039254
	105 A	039148		039278	039223	
	125 A			039285		

DIFFICULT ACCESS Consumables

Cutting - Coupage		Diffuser - Diffuseur - Swirl Ring (x1)	Electrode - Schneidelektrode (x3)	Nozzle - Buse - Schneiddüsenhalter	Ring - Bague (x3)	Tip - Tuyère - Düse (x5)	Shield - Patin
MT-70	20-45 A	037557	074682	074859	074897	074767	074910
	70 A					074774	
MT-125	20-45 A	039131	074699	074866	074897	074767	074910
	70 A					074774	
	100 A	039148				074781	

Gouging - Gougeage		Diffuser - Diffuseur - Swirl Ring (x1)	Electrode - Schneidelektrode (x3)	Nozzle - Buse - Schneiddüsenhalter	Ring - Bague (x3)	Tip - Tuyère - Düse (x5)	Shield - Patin
MT-70	70 A	037557	074682	074859	074897	074798	074927
MT-125	70 A	039131	074699	074866	074897	074798	074927
	100 A	039148				074804	

Extractor - Extracteur 074842
Assembly & disassembly tool
- Outil d'aide à l'installation et au démontage

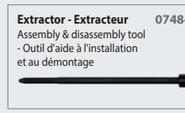

FLAT CUTTING Consumables

Cutting - Coupage		Diffuser - Diffuseur - Swirl Ring (x2)	Electrode - Schneidelektrode (x5)	Nozzle - Buse - Schneiddüsenhalter	Tip - Tuyère - Düse (x5)	Retaining ring - Bague de maintien (x2)
MT-70	40-70 A	074736	074705	074873	074811	074903
MT-125	40-70 A	074743	074712	074880	074828	074903
	80-125 A	074750	039155		074835	

INDUCTION HEATING

1 200 › 22 000 W

POWERDUCTION 94

ACCESSORIES & CONSUMABLES 98

INDUCTION HEATING
1.2 → 5.2 kW

Youtube



	10R	10R PRO
POWERDUCTION 10R	✓	✓
Flexible 800 mm | 054813	✓	✓
Straight 800 mm | 054868	✓	✓
SIDE		
Ø 18 mm | ⬡ ≤ M8 | 054806	✓	✓
Ø 21 mm | ⬡ ≤ M10 | 079953	—	✓
Ø 24 mm | ⬡ ≤ M12 | 054790	✓	✓
Ø 27 mm | ⬡ ≤ M14 | 079960	—	✓
Ø 30 mm | ⬡ ≤ M16 | 055469	✓	✓
FRONT		
Ø 18 mm | ⬡ ≤ M8 | 079977	—	✓
Ø 21 mm | ⬡ ≤ M10 | 079984	—	✓
Ø 24 mm | ⬡ ≤ M12 | 079991	—	✓
Ø 27 mm | ⬡ ≤ M14 | 080003	—	✓
Ø 30 mm | ⬡ ≤ M16 | 080010	—	✓

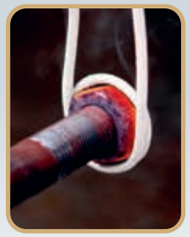

NEW

included	37LG S90	37LG S180/B3W
S90 | 058927	✓	—
S180/B3W | 067899	—	✓

included	39LG C20/B1	39LG S90
C20/B1 | 056862	✓	—
28S | 064485	—	✓
S90 | 058927	—	✓

READY TO USE
Liquid included

READY TO USE
Liquid included

1 200 W | 230 V • 1 ~ | AIR

POWERDUCTION 10R (5 inductors)
062504
: 068643
: 080966

POWERDUCTION 10R PRO (12 inductors)
080195
: 080300

POWERDUCTION 37LG (S90)
3 700 W | 230 V • 1 ~
❄ LIQUID
056992
: 072510
: 080959

POWERDUCTION 37LG (S180/B3W)
3 700 W | 230 V • 1 ~
❄ LIQUID
083387
: 083394
NEW

POWERDUCTION 39LG (C20/B1)
3 700 W | 230 V • 1 ~
PFC ❄ LIQUID
058583

POWERDUCTION 39LG (S90)
3 700 W | 230 V • 1 ~
PFC ❄ LIQUID
080027

POWERDUCTION 50LG
5 200 W | 230 V • 1 ~
PFC ❄ LIQUID
055599

OPTIONS 10R

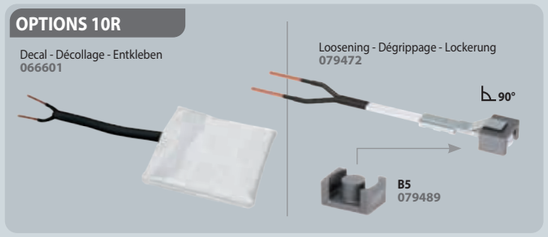

OPTION 37LG

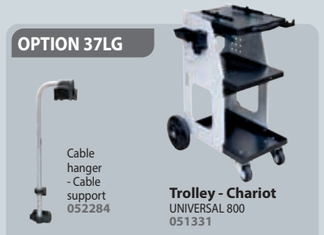

OPTION 50LG

Protection cover
- Housse de protection
- Schutzhaube

062733

MADE IN FRANCE		AM		Freq.	INTEGRATED TECHNOLOGY			Cable L (m)		Heating					
		A	W	kHz	P400	PFC	Liquid Cooling		Inductor	⬡			Protected & compatible power generator (+/-15 %)	L × W × H cm / kg	L × W × H cm / kg
POWERDUCTION 10R / 10R PRO	230 V, 1~ 50/60 Hz	10 mini	1 200	45 → 80	—	—	—	2	1.5	M10 → 1 s	2 mm → 5 s	Ø8 → 10 s	1.5 kW	062504 - 42 × 17 × 37 / 5.4 080195 - NF	062504 - 21 × 10 × 15 / 3.3 080195 - NC
POWERDUCTION 37LG	230 V, 1~ 50/60 Hz	16 mini	3 700	15 → 30	—	—	■ 1.5 l	2	2	M10 → 1 s	2 mm → 5 s	Ø10 → 15 s	4 kW	60 × 34 × 33 / 14.5	56 × 26 × 29 / 13
POWERDUCTION 39LG (C20/B1) / (S90)	230 V, 1~ 50/60 Hz	16 mini	3 700	20 → 60	■	■	■ 7 l	6	3	M12 → 1 s	2 mm → 5 s	Ø10 → 15 s	4 kW	058583 - 81 × 38 × 59 / 52 080027 - NF	058583 - 46 × 36 × 70 / 46.5 080027 - NC
POWERDUCTION 50LG	230 V, 1~ 50/60 Hz	25 mini	5 200	20 → 60	■	■	■ 7 l	8	3	M14 → 1 s	2 mm → 3 s 4 mm → 5 s	Ø10 → 10 s	6 kW	80 × 60 × 60 / 71	46 × 43 × 75 / 58

INDUCTION HEATING
11 → 22 kW

NEW

included	110LG L90	110LG L20/B4
32L 064515	✓	✓
L90 059788	✓	—
L20/B4 067882	—	✓

included removable handle 068599

READY TO USE Liquid included

POWERDUCTION 110LG (L90)
11 000 W | 400 V • 3 ~
LIQUID
058590

POWERDUCTION 110LG (L20/B4)
11 000 W | 400 V • 3 ~
LIQUID
083400
NEW

POWERDUCTION 110LG (L90) 208-240V
11 000 W | 208-240 V • 3 ~
LIQUID
065246

NEW

included	160LG L90	160LG L20/B4
32L 064515	✓	✓
L90 059788	✓	—
L20/B4 067882	—	✓

included removable handle 068599

READY TO USE Liquid included

POWERDUCTION 160LG (L90)
16 000 W | 400 V • 3 ~
LIQUID
057814

POWERDUCTION 160LG (L20/B4)
16 000 W | 400 V • 3 ~
LIQUID
083417
NEW

POWERDUCTION 160LG (L20/B4) 208-240 V
16 000 W | 208-240 V • 3 ~
LIQUID
065253

included removable handle 068599

READY TO USE Liquid included

POWERDUCTION 220LG
22 000 W | 400 V • 3 ~
LIQUID
6 m cable : 066861
10 m cable : 074576

OPTION

Powerduction 160/220 LG over hanging arm-pulley
- Équilibreur Powerduction 160/220 LG

079441

t° POWER HEAT CONTROLLER

t° CONTROL
80>350°C (210>660°F)

POWER HEAT CONTROLLER
061644

Included
T° sensors
thermocouple type K
x2



Compatibility
POWERDUCTION 110LG
POWERDUCTION 110LG 208-240 V
POWERDUCTION 160LG
POWERDUCTION 160LG 208-240 V
POWERDUCTION 220LG

OPTION

Pyrometer IR
for inductor L90

1.1 m
064119

OPTIONS

Removable handle
- Poignée de lance
- Abnehmbarer Griff
for POWERDUCTION 110 - 160 - 220 LG
068599

Cooling liquid for POWERDUCTION
2 L 082212
5 L 062511
10 L 052246

Protection cover
- Housse de protection
- Schutzhaube
for POWERDUCTION 160 - 220 LG
050853

Protection cover
- Housse de protection
- Schutzhaube
for POWERDUCTION 110LG
062733

055490

MADE IN FRANCE		A	W	kHz	Liquid Cooling	Cable L (m)	Inductor	Heating			Protected & compatible power generator (+/-15 %)	L × W × H cm / kg	L × W × H cm / kg
POWERDUCTION 110LG	400 V, 3~,50/60 Hz	16 mini	11 000	20→60	■ 7 l	5	4	M18 → 1 s	2 mm → 2 s 4 mm → 4 s	Ø10 → 7 s	15 kW	59 × 60 × 80 / 85.5	42 × 42 × 76 / 69.5
POWERDUCTION 110LG 208-240V	208-240 V, 3~, 50/60 Hz	35 mini	11 000	20→60	■ 7 l	5	4	M18 → 1 s	2 mm → 2 s 4 mm → 4 s	Ø10 → 7 s	15 kW	59 × 60 × 80 / 90	NC
POWERDUCTION 160LG	400 V, 3~,50/60 Hz	32 mini	16 000	20→60	■ 30 l	4	6	M20 → 1 s	2 mm → 2 s 4 mm → 4 s	Ø10 → 5 s	22 kW	80 × 61 × 120 / 140	78 × 58 × 118 / 128
POWERDUCTION 160LG 208-240V	208-240 V, 3~,50/60 Hz	45 mini	16 000	20→60	■ 30 l	4	6	M20 → 1 s	2 mm → 2 s 4 mm → 4 s	Ø10 → 5 s	22 kW	80 × 60 × 120 / 126	78 × 58 × 118 / 113.5
POWERDUCTION 220LG	400 V, 3~, 50/60 Hz	32 mini	22 000	20→60	■ 30 l	4	6	M45 → 3 s	4 mm → 3 s 8 mm → 9 s	Ø10 → 4 s	22 kW	81 × 61 × 120 / 140	78 × 58 × 118 / 128
POWERDUCTION 220LG 10M	400 V, 3~, 50/60 Hz	32 mini	22 000	20→60	■ 30 l	4	**10**	M45 → 3 s	8 mm → 9 s 4 mm → 3 s	Ø10 → 4 s	22 kW	60 × 80 × 120 / 144.5	NC

SMALL Ø16
INDUCTORS

*= original equipment	S90 058927	S70 061569	S180 059269	S20/B1 (20°) 064874	S180/B1 064881	S180/B3W 067899
37 LG	✓*	✓				✓
39 & 50 LG	✓ with adapter 28S					
110,160 & 220 LG	✓ with adapter 32S					

	S20/D20	S90/D20	S180/D20
Ø 20	078796	078871	069985
Ø 25	S20/D25 078802	S90/D25 078888	S180/D25 069992
Ø 30	S20/D30 078819	S90/D30 078895	S180/D30 070592
Ø 35	S20/D35 078826	S90/D35 078901	S180/D35 070608
Ø 40	S20/D40 078833	S90/D40 078918	S180/D40 070615
Ø 45	S20/D45 078840	S90/D45 078925	S180/D45 070622
Ø 50	S20/D50 078857	S90/D50 078932	S180/D50 070639
Ø 55	S20/D55 078864	S90/D55 078949	S180/D55 070646
37 LG	✓ S20/D20~D35, S90/D20~D35, S180/D20~D35		
39 & 50 LG	✓ with adapter 28S		
110, 160 & 220 LG	✓ with adapter 32S		

Protection kit for loop inductors
- Kit de protection pour inducteurs boucle
077386

	S180 HEAT TUBE D37 078604	S180 HEAT TUBE D40 078611	S180 HEAT TUBE D50 078628
39 & 50 LG	✓ with adapter 28S		
110, 160 & 220 LG	✓ with adapter 32S		

DIFFICULT ACCESS ADAPTERS

90°-S 082663	✓ with adapter 180/B1 ✓ with adapter 180/B2 ✓ with adapter 180/B3W	✓ with adapter S180 HEAT TUBE D37 ✓ with adapter S180 HEAT TUBE D40 ✓ with adapter S180 HEAT TUBE D50

ADAPTERS

28S M28 Ø16 064485	
32S M32 Ø16 064508	
39 & 50 LG	✓ 28S M28 Ø16
110, 160 & 220 LG	✓ 32S M32 Ø16

Boxes - Boîtes

28S/B type W
for 39LG & 50LG
072497
included :
S20/B1 (x1)
S180/B1 (x1)
S180/B3 (x1)
28S (x1)
B1 (x1)
B3 (x1)

32S/B type W
ffor 110LG, 160LG & 220LG
072503
included :
S20/B1 (x1)
S180/B1 (x1)
S180/B3 (x1)
32S (x1)
B1 (x1)
B3 (x1)

L box
065796
included :
L70 (x1)
L180 (x1)

Trolley for inductor for adapter 32L
Chariot pour inducteur pour adaptateur 32L
075955
4 to 8 wheels

Ferrites - Ferrites - Ferritaufsatz

B1 053823	B1 (x5) 079380	B2 053458	B3 067875	B4 053755	B5 079489

Protection - Protection - Schutz

B1 056909	B1 (x5) 079397	B2 056916	B3 072527	B4 054844	Spiral 069701

Glue kit for inductor
Kit de colle pour inducteur
075948

Colle-Stick bi-composants
Power Epoxy 150°C
054851

LARGE Ø32
INDUCTORS

*= original equipment	L90 (90°) 059788	L70 (70°) 059771	L180 059795	L180/Spiral 065000	L20/B4 067882	L180/B4 079786	L20 Alu Glove 069114
39 & 50 LG	✓ with adapter 28L						
110, 160 & 220 LG	✓ with adapter 32L*	✓ with adapter 32L			✓ with adapter 32L*	✓ with adapter 32L	

	Pre-heating - Préchauffe	Heating - Chauffe	L20/D60 078956	L90/D60 079106	L180/D60 069923
Ø 60					
Ø 70			L20/D70 078963	L90/D70 079113	L180/D70 069930
Ø 80			L20/D80 078970	L90/D80 079120	L180/D80 069121
Ø 90			L20/D90 078987	L90/D90 079137	L180/D90 069947
Ø 100			L20/D100 078994	L90/D100 079144	L180/D100 069954
Ø 110		✓	L20/D110 079007	L90/D110 079151	L180/D110 069961
Ø 120			L20/D120 079014	L90/D120 079168	L180/D120 069978
Ø 130	✓		L20/D130 079021	L90/D130 079175	Production on request
Ø 140			L20/D140 079038	L90/D140 079182	
Ø 150			L20/D150 079045	L90/D150 079199	
Ø 160			L20/D160 079052	L90/D160 079205	
Ø 170		—	L20/D170 079069	L90/D170 079212	
Ø 180			L20/D180 079076	L90/D180 079229	
Ø 190			L20/D190 079083	L90/D190 079236	
Ø 200			L20/D200 079090	L90/D200 079243	
39 & 50 LG	✓ with adapter 28L				
110, 160 & 220 LG	✓ with adapter 32L				

Pre-heating & Fretting - Préchauffage et Frettage

> Ø 200 & < Ø 300	Production on request
110, 160 & 220 LG	✓ with adapter 32L

Brasing - Brasage

*= original equipment	L90 BRAZ 16 Ø 1/2" / 16 mm 076907	L90 BRAZ 28 Ø 1" / 28 mm 076921	L180 BRAZ 16 Ø 1/2" / 16 mm 076914	L180 BRAZ 28 Ø 1" / 28 mm 076938
110, 160 & 220 LG	✓ with adapter 32L*			

Protection kit for BRAZ inductors
- Kit de protection pour inducteurs brasage
077515

Protection kit for loop inductors
- Kit de protection pour inducteurs boucle
077386

Exchanger - Échangeur

L180R X
Production on request

110, 160 & 220 LG	✓ with adapter 32L

ADAPTERS

	28L M28 Ø32 064492	32L M32 Ø32 064515
39 & 50 LG	✓ 28L M28 Ø32	
110, 160 & 220 LG	✓ 32L M32 Ø32	

COMPLETE Ø28 INDUCTORS

	C20/B1 056862	C180/B1 056879	C180/B2 056886
37 LG	—		
39 & 50 LG	✓*	✓	
110, 160 & 220 LG	—		

STUD WELDING

GYSTUD CAPATEK 102
GYSTUD ARCPULL 104

ACCESSORIES & CONSUMABLES 106

STUD WELDING
CD CAPACITOR DISCHARGE

Alu / Steel / Stainless steel / Brass
Alu / Acier / Inox / Laiton

Smart LED light

Ready
Perfect positioning

Alert
Charging capacitors, wrong parameters or error

Studs count reached

Adjustable lift

G1 GUN only

More accessibility



Adjustable force

G1 GUN: 20 › 50 N
C1 GUN: 20 › 100 N

Integrated counter

incremental or decremental

Smart lock/unlock system

Ultra light

	Ref.	Process	Process steps	Materials: Steel	Materials: Stainless steel	Materials: Alu	Materials: Brass	Solenoïde inside	Adjustable force	Adjustable lift	original equipment		
G1 GUN	080515	Gap	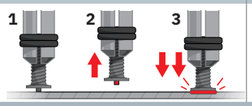	■	■	■	■	■	20 › 50 N	1 › 5 mm	chuck M6 included	660 g	3 m
C1 GUN	–	Contact	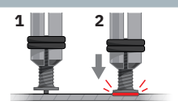	■	■	–	–	–	25 › 100 N	–	chuck M6 included	450 g	4 m

OPTIONS

CHUCKS HOLDER BOX
080935

Ø 3	Ø 4	Ø 5	Ø 6	Ø 8
x1 081215	x2 049000	x1 048157	x1 048164	x1 064058
x1	x1	x1	x1	x1

	Alu magnesium 12 mm				Alu silicium 12 mm				Steel - Acier 16 mm	Steel - Acier 20 mm
	M4 x200	M4 x1000	M5 x100	M6 x100	M4 x200	M4 x1000	M5 x100	M6 x100	M6 x200	M8 x200
	050273	050129	048140	048133	050280	050136	048126	048003	081345	081352

CENTRING KITS

NEW

Ideal for use with a jig
Smart lock / unlock system

Open nozzle
083127

Anti-spatter, noise suppression
083110

PFC POWER FACTOR CORRECTION
185 V ⇐ 265 V
10 m

FV FLEXIBLE VOLTAGE
85 V ⇐ 265 V
10 m

AD ANTI-DUST

Clean appearance

Minimal penetration
No marks
No distorsions

example : stainless steel

OPTION

Universal 800
051331

Ø max 8 mm

GYSTUD CAPATEK 66 FV

110 › 230 V • 1 ~
66 mF
P400 PFC FV AD

+ G1 GUN 3 m, 25 mm²
+ Double earth clamp 2 m, 50 mm² / 2 x 1 m, 25 mm²

081000

+ C1 GUN 4 m, 25 mm²
+ Double earth clamp 2 m, 35 mm² / 2 x 2 m, 16 mm²

076747

MADE IN FRANCE / CE NORM. 60974-1	50/60 Hz		I_2 A	SYNERGIC	L	Consumables	TECHNOLOGY: Power Factor Correction	TECHNOLOGY: Flexible Voltage	U_2 V	AM A	L × W × H cm / kg	L × W × H cm / kg
GYSTUD CAPATEK 66mF FV	110 › 230 V	2 m	13 000 A	■	3 m 4 m	6 › 40 mm	■	■	50 › 200 V	5 A	24 × 29 × 39 / NC	48 × 36 × 27 / 11

STUD WELDING
DRAWN ARC

Alu / Steel
Alu / Acier

MANUAL

7 languages
FR, EN, DE, SP, IT, NL & RU

SYNERGIC

- Rings - Anneaux - Zugösen
- Studs - Goujons - Gewindebolzen
- Stainless steel nails - Tiges inox - Edelstahlnägel

EXPERT Control

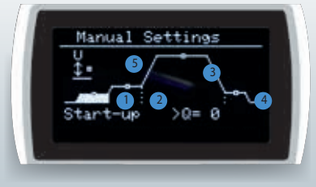

1. Start-up - Amorce - Zündung
2. Scouring (I & t) - Décapage - Abbeizen
3. Arc (I & t) - Arc - Lichtbogen
4. Hitching (I & t) - Accroche - Verklebung
5. Height - Hauteur - Höhe

SYNERGIC DIGITAL GUNS

★ ★ ★ ★
UNIQUE
Linear Motor

DRAWN ARC PROCESS
Gas protection





NEW FAMILY NAME

GYSPOT ARCPULL ↓
GYSTUD ARCPULL

old name
GYSPOT ARCPULL 350

PFC
EN 61000-3-12
POWER FACTOR CORRECTION

Ø max
Alu/Fe : 8 mm

GYSTUD ARCPULL 350 INDUSTRY

208 › 240 V • 1 ~
350 A | ×1 MANUAL
PFC SR AD



+ 3 m, 25 mm²
062191

+ 3 m, 25 mm² + 064591
082946

FV FLEXIBLE VOLTAGE
85 V — 265 V
110 V 230 V
10 m

PFC POWER FACTOR CORRECTION
185 V — 265 V
110 V 230 V
10 m

SR SECONDARY REGULATION
I (A) STABLE

AD ANTI-DUST

Youtube

old name
GYSPOT ARCPULL 700 INDUSTRY

Ø max
Alu : 10 mm
Fe : 13 mm

GYSTUD ARCPULL 700 INDUSTRY

380 › 480 V • 3 ~
680 A | ×1 MANUAL
SR IP 23

+ 5 m, 50 mm² + Double earth clamp 3 m, 50 mm² 068605 + Complete stand ceramic ferrule Standard 700 068322
062207

OPTIONS

15L / min
(FR) 041998
(UK) 040274
(NL) 040267
(IT) 038691

30L / min
(FR) 041622
(UK) 041646
(DE) 041219
(NL) 041615
(IT) 038707

Weld 810 **for ARCPULL 350** 037489

Weld 910 **for ARCPULL 700** 070967

MADE IN FRANCE / CE NORM. 60974-1	50/60 Hz		I_2 A	SYNERGIC	Acier/Steel	Alu	Consumables	TECHNOLOGY Power Factor Correction	U_2 V	AM A	kW	L × W × H cm / kg	cm	ArcPull	ArcPull + gun
GYSTUD ARCPULL 350	208 › 240 V	6 m	10 › 350	■	Manual + Digital Gun Motion Control		20 › 100 mm	■	20.4 › 34 V	16	1 1.9	48 × 36 × 30 / 17.4	23 × 31 × 28	11 kg	14.3 kg
GYSTUD ARCPULL 700	3x 400 V 3x 480 V	5 m	50 › 680	■	Manual + Digital Gun Motion Control		20 › 100 mm	—	22 › 44 V	20 A (D) 16 A (D)	47.8 kW 45.7 kW	60 × 34 × 46 / 25.5	32 × 32 × 41	17.4 kg	20.4 kg

GYSTUD ARCPULL 350

Earth terminals
- Plots de masse
- Massestifte
- Puntos de masa
- Piastrini di contatto x2

059627

Threaded rod support
- Support porte-goujon
- Gewindebolzenan-schweißaufsatz
- Soporte de pernos
- Supporto porta

059634

1

1 **Standard**

2 **Difficult access**

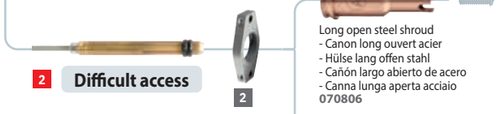

Long open steel shroud
- Canon long ouvert acier
- Hülse lang offen stahl
- Cañón largo abierto de acero
- Canna lunga aperta acciaio

070806

Long solid steel/aluminium shroud
- Canon long fermé acier/alu
- Hülse lang geschlossen stahl/alu
- Cañón largo cerrado de acero/aluminio
- Canna lunga chiusa acciao/alluminio

070790

1 + 2 + 3
Slide, nozzle and gas protective cover
059641



350 CONSUMABLES → 700

Adaptor for ceramic ferrules Ø6 + Ø8
075979

350 BOXES

STEEL STUDS BOX 350
059443

Steel-Acier-Stahl

		x1
		x1
	ø 4	x1
	ø 5	x1
	ø 4, 16 mm	x100
	ø 5, 18 mm	x100
	self-threating, ø 5, 12 mm	x100
	self-threating, ø 5, 18 mm	x100

ALU STUDS BOX 350
059436

Alu

		x1
		x1
	ø 4	x1
	ø 5	x1
	ø 6	x1
	AlMg3, ø 4, 16 mm	x100
	AlMg3, ø 5, 16 mm	x100
	AlMg3, ø 6, 16 mm	x100

STUDS HOLDER BOX 350
064591

		x1
		x1
	ø 2	x1
	ø 4	x1
	ø 5	x1
	ø 6	x1
	ø 7.1	x1
	ø 8	x1
	3 m, 350 A **070714**	x1

DIFFICULT ACCESS BOX 350
070813

		x1
		x1
	ø 2	x1
	ø 4	x1
	ø 4	x1
	ø 5	x1
	ø 6	x1
	ø 8	x1
	3 m, 350 A **070714**	x1

GYSTUD ARCPULL 700

Threaded holder
- Porte goujon
- Anschweiß-gewindebolzen
- Portador de pernos
- Porta perno

3

or

4

Shear connectors holder
- Porte ancre à béton
- Betonanker-halter
- Porta-anclaje de concreto
- Porta ancora per cemento

Standard

Standard ceramic support earth legs
- Fourche pour support standard de céramique
- Horquilla para portador estandar de cerámica
- Forcella per supporto standard ceramica

068582

5 7

Grip

Ceramic claw support earth legs
- Fourche pour support griffe de céramique
- Horquilla para portagarras de cerámica
- Forcella per supporto gancio ceramica

068575

6 7

Gas

Gas-protected guide
- Fourche à protection gazeuse
- Horquilla de proteccion de gas
- Forcella con protezione gassosa

068346

700 CONSUMABLES → 350

Universal adaptor for mandrel
077492

700 BOXES

Complete stand ceramic ferrule Standard 700
068322

Standard

		x1
	ø6	x1
	ø8	x1
	ø10	x1
	ø12	x1
	ø6	x1
	ø8	x1
	ø10	x1
	ø12	x1

Complete stand ceramic ferrule Grip 700
068339

Grip

		x1
	ø6	x1
	ø8	x1
	ø10	x1
	ø12	x1

ACCESSORIES

for GYSTUD ARCPULL 350

1 **Standard**

ø 2	x1	064065
ø 3	x1	072251

ø 4	x2	049000
ø 5	x1	048157
ø 6	x1	048164
ø 7.1	x1	064041
ø 8	x1	064058

2 **Difficult access**

ø 4	x1	070752
ø 5	x1	070769
ø 6	x1	070776
ø 8	x1	070783

Joint rings for mandrel
Ø 4/5/6 (×2)
060814

for GYSTUD ARCPULL 700

3

ø 4	x1	076167
ø 5	x1	076174
ø 6	x1	068391
ø 7.1	x1	076181
ø 8	x1	068407
ø 10	x1	068414
ø 12	x1	068421

4

ø 10	x1	068438
ø 13	x1	075634

5

ø 6	x1	068445
ø 8	x1	
ø 10	x1	
ø 12	x1	

6

ø 6	x1	068353
ø 8	x1	068360
ø 10	x1	068377
ø 12	x1	068384

7

ø 6	x500	068520
ø 8	x500	068537
ø 10	x500	065680
ø 12	x500	065697

CONSUMABLES

Steel-Acier-Stahl



ø 2, 50 mm	x100	041561
ø 3, 100 mm	x100	072244

ø 2	x100	064034

ø 6 (internal ø4), 20 mm	x100	063990
ø 7.1 (internal ø5), 20 mm	x100	064003

type SD - ISO 13918

ø 10, 100 mm	x250	065642

ø 4, 16 mm	x100	059603
ø 5, 18 mm	x100	049383
ø 6, 20 mm	x100	063969
ø 8, 20 mm	x100	063976

self-threating

ø 5, 12 mm	x100	049383
ø 5, 18 mm	x100	049420

type DD - ISO 13918

ø 6, 20 mm	x500	068506
ø 8, 20 mm	x500	068513
ø 10, 20 mm	x500	065659
ø 12, 50 mm	x500	065673

Alu AlMg3

ø 4, 16 mm	x100	059573
ø 5, 16 mm	x100	059580
ø 6, 16 mm	x100	059597
ø 8, 16 mm	x100	063983

ø 6 (internal ø4), 20 mm	x100	064010
ø 7.1 (internal ø5), 20 mm	x100	064027

Inox

type DD - ISO 13918

ø 6, 20 mm	x500	068469
ø 8, 20 mm	x500	068476
ø 10, 20 mm	x500	068483
ø 12, 50 mm	x500	068490

Stainless steel rods for rivets
Ø 4x50 mm (×100)
064607

VALIDATION SET

LOAD BANK - Charge d'étalonnage - Lichtbogen-Last-Simulator

Caliweld LOAD 550A
060425

MADE IN FRANCE

	550 A @ 3% (MIG)
MMA	5>550 A
TIG	5>550 A
MIG/MAG	5>550 A
X%	**3%**
	68 x 37 x 65 cm / 23 kg

Options

MIG EURO CONNECTION
Calibration cable with euro torch connector and remote control - Câble connexion EURO MIG avec commande à distance
316 A @ 60%
054097

CABLE
Rallonge câble, connexions texas (mâle + femelle)

1.3 m	95 mm²	033689
5 m	95 mm²	032439
10 m	95 mm²	032446
20 m	95 mm²	036673

GENERATOR CONTROL - Contrôle du générateur - Prüfgeräte

Torch Gas Flow-Meter
- Débimètre de bout de torche
- Durchflussmesser

053939

Clamp-on ammeter
- Pince ampèremètrique
- Strommesszange

400 A
053991

600 A
053984

MARKERS & CHALK - Marqueurs & craies - Marker & Kreide
Welding compatible - Compatibles Soudure - Lötfähig

Flat chalk holder
& Welding compatible flat chalks
- Support craies plates
& Craies plates compatibles soudure
- Flache Kreidehalter
& Lötkompatible Flachkreiden
Stéatite - Soapstone - Speckstein
069374

Industrial white markers
- Marqueurs blancs industriels
- Industrielle weiße Marker
069343

Deep hole marker
- Marqueur trous profonds
- Tieflochmarkierer
069350

METAL CONTROL - Contrôle de pièces - Werkstückprüfgeräte

- Thermal marking pencil
- Crayon marqueur thermique
- Thermo-Prüfstift

121°C - 250°F
052765

- Welding Gauge
- Jauge pour cordon de soudage
- Schweißnahtlehre

053977

- Sheet thickness gauge
- Calibre d'épaisseur de tôle
- Blechdickenmessgerät

0,6 > 8 mm
071414

- Infrared Thermometer
- Thermomètre infrarouge
- Infrarot Thermometer

-50/+600°C, -58/+1112°F
079922

NEW

Flexible inspection mirror (magnetic)
- Miroir d'inspection flexible magnétique
- Flexibler, magnetischer Inspektionsspiegel

400 mm
060623

VALIDATION/CALIBRATION SET - Valise d'étalonnage - Kalibrierungsset

GCU 1.0
060456

Included connections

VM1
Voltage measurement cables (2m)
060531



GM1
Gas measurement (2m)
060555

USB1
USB 2.0 cable (1.5m)
060609

PC1
Power cable (2m)
50 mm²
Texas CM50.21
060593

VM2 Voltage measurement cable (2m)
060548

VM2+VM1 :
Measurement MIG/MAG (U)

DRC1
Command cable DIN/DIN (2m)
060579

ARC1
Command cable DIN/Amphenol (2m)
060586

RC1
Remote control DIN (2m)
060562

RC1 +	ECM1	✓
RC1 +	DRC1	✓
RC1 +	ARC1	✓

MADE IN FRANCE

- **Creations of WPQR followed by WPS -**
  Etablissement de QMOS et suivi des DMOS -
  Erstellung von WPQR und Nachverfolgung von WPS
- **Regular welding equipment checks -**
  Vérification périodique du matériel de soudage -
  Periodische Überprüfung des Schweißgerätes
- **Applications :**

MMA TIG MIG/MAG

Construction - Génie civil - Tiefbau · Shipyard - Chantier naval - Schiffswerft · Maintenance - Maintenance - Wartung · Fabrication - Industrie - Industrie · Nuclear - Nucléaire - Nuklear

Parameters (precision)				FV		IP
U	I		Gas calibration	50/60Hz	L×W ×H cm / kg	
TRMS-Instant-Average						
1 > 120 V (± 0.5%)	1 > 500 A (± 0.5%)	1 > 30 m/min (± 1%)	1 > 30 L/min (± 5%)	85 > 265 V	49 × 38 × 30 / 9.4	67

Multimeter - Multimètre - Multimeter

Energy tracking - Mesure d'énergie - Energiemessung

Calibration - Validation - Kalibrierung

EN 1090 **EN 50 504** **EN 60974-14** **SOFTWARE INCLUDED** 5 languages (FR/EN/DE/ES/IT)

OPTIONS

ECM1
060524

ECM1+VM1 :
Measurement MIG/MAG (U / I / / Gas)

Wire Speed Meter
- Tachymètre vitesse fil
- Geschwindigkeitsmesser

060517

Packs Caliweld

PACK Complete Calibration	060630	060456	connections included	060524	060425	060647	—
PACK Calibration	060654	060456	connections included	060524	—	—	—
PACK Tracking Calibration	060661	060456	connections included	—	—	—	060517

RESISTANCE SPOT WELDER

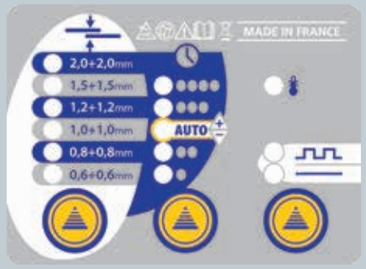

PORTASPOT 230

230 V • 1 ~

6 300 A | **120 daN**

delivered with PX1 :
022256

MADE IN FRANCE

	AM	RMS	MAX		Uo	Cable		100% CU	
50/60 Hz	A	A	A	mm	V	m	Ø mm²		L × W × H cm / kg
1 x 230 V	**16(D)**	**6 300**	8 900	2+2	2.5	2.5	3x2.5 H05VVF	OK	40.5 x 18 x 21.5 / 11.3

OPTIONS

ARMS Cu Ø23mm

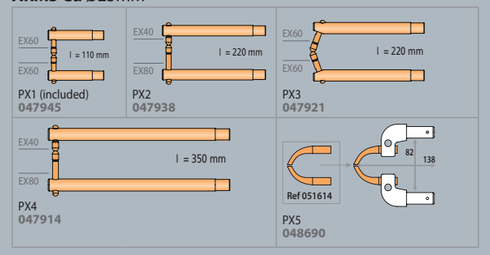

ELECTRODES

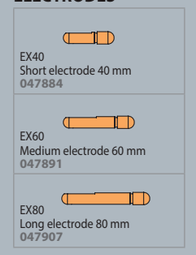

EX40
Short electrode 40 mm
047884

EX60
Medium electrode 60 mm
047891

EX80
Long electrode 80 mm
047907

CAPS & ACCESSORIES

Caps type F (x 6)
049970

Caps remover
050846

Lame - Blade
052857

Affuteur de caps - Cap grinder
048966

POWER SOURCE EQUIPMENT

HEAVY DUTY CASES	111
COOLING UNITS	112
REMOTE CONTROL	113
TROLLEYS	114

HEAVY DUTY CASES

VALISE DE CHANTIER
HARTSCHALENKOFFER

- Heavy-duty case
- Valise de chantier
- Hartschalenkoffer
3.9 kg

57 x 44 x 24 cm / 4.9 kg
060432

for PROGYS :
✓ 160 LA
✓ 180A
✓ 180 LA
✓ 183 E
✓ 200A PFC
✓ 200E FV CEL

for PROTIG :
✓ 160 DC Lift
✓ 161 DC

IP67

- Wheeled heavy-duty case XL
- Valise de chantier à roulettes XL
- Rollkoffer XL
9.5 kg

64 x 52 x 31 cm / 10.6 kg
077461

for PROGYS :
✓ 160 LA
✓ 180A
✓ 180 LA
✓ 183 E
✓ 200A PFC
✓ 220 FV CEL
✓ 230E FV CEL
✓ 250 TRI

✓ EASYCUT K25

for PROTIG :
✓ 160 DC Lift
✓ 161 DC
✓ 231 DC
✓ 200 DC
✓ 250 DC TRI
✓ 200 AC/DC
✓ 201 AC/DC

IP67

TIG
MIG

COOLING UNITS

GROUPES FROIDS - KÜHLAGGREGATE - GRUPOS DE REFRIGERACIÓN

Cooling liquid (not included)

2 L 082212
5 L 062511
10 L 052246

Ø 10 (x1) 064331
Ø 10 (x1) 064324
Ø 6 (x1) 064348

COMPATIBILITY

TIG	ALL TIG 1~	9 10
TIG	TIG 300 DC	1
TIG	TITAN 231 DC FV	3
TIG	KRYPTON 321 DC TRI	3
TIG	TITAN 400 DC TRI	2
TIG	KRYPTON 401 DC	5
TIG	TITANIUM 230 AC/DC FV	3
TIG	TITANIUM 320 AC/DC	5
TIG	TITANIUM 400 AC/DC	2
MIG	ALL MIG 1~	9 10
MIG	NEOMIG-i 400G	4 7
MIG	NEOMIG-i 500G	4 7
MIG	EXAGON CC/CV	6
MIG	NEOPULSE 320C	2
MIG	NEOPULSE 400G	7 8
MIG	NEOPULSE 500G	7 8

DEDICATED UNITS / GROUPES DÉDIÉS

50/60 Hz

1



WCU 1kW B
400 V / 3~, 1000 W, 3 L
032217
54 x 24 x 26 cm / 16 kg
64 x 35 x 37 cm / 18 kg

2

WCU 1kW C
400 V / 2~, 1000 W, 5.5 L
013537
72 x 30 x 24 cm / 17 kg
80 x 36 x 35 cm / 19 kg

3

KOOLWELD 1
24 V DC, 800 W, 3 L
070820
62 x 26 x 23 cm / 16 kg
65 x 36 x 32 cm / 18 kg

OPTION

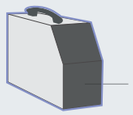

QUICK ASSEMBLY
for Titanium 230
076006



4

KOOLWELD 2
400 V / 2~, 890 W, 5.5 L
075115
72 x 30 x 24 cm / 18 kg
80 x 36 x 35 cm / 20 kg

5

NEW

KOOLWELD 3
400 V / 2~, 1000 W, 5.5 L
083363
72 x 30 x 24 cm / 18 kg
80 x 36 x 35 cm / 20 kg

6

EXACOOL
400 V / 2~, 1000 W, 5.5 L
032422
72 x 30 x 24 cm / 18 kg
80 x 36 x 35 cm / 20 kg

7

NEOCOOL
400 V / 2~, 1000 W, 5.5 L
032750
72 x 30 x 24 cm / 17 kg
80 x 36 x 35 cm / 20 kg

8



for double wire feeder

TWINCOOL
400 V / 2~, 1000 W, 5.5 L
065086
72 x 30 x 24 cm / 19 kg
80 x 36 x 35 cm / 20.5 kg

UNIVERSAL UNITS / GROUPES UNIVERSELS

50/60 Hz

9

ON/OFF

MULTICOOL 500
230 V / 1~, 500 W, 1.5 L
069206
46 x 24 x 16 cm / 8 kg
61 x 27 x 29 cm / 9 kg

10

ON/OFF
Flow sensing safety DIN cable
2m

MULTICOOL 1300
230 V / 1~, 1300 W, 7 L
036628
70 x 28 x 32 cm / 19 kg
78 x 36 x 37 cm / 22 kg

REMOTE CONTROL

COMMANDE À DISTANCE - FERNSTEUERUNG - MANDO A DISTANCIA

1

10m

RC-PLASMA
27 x 20 x 8 cm / 1.2 kg
069596
ON/OFF

2

8m

RC-MMA/DEGAUS
29 x 13 x 27 cm / 2 kg
066496
POLARITY +/-
(I)%
ON/OFF

3



10m

RC-HA2
29 x 24 x 9 cm / 2.3 kg
047679
m/min
(U)%

4

045699

RC-MMA/TIG-FA1
27.7 x 21.2 x 14.4 cm / 1.4 kg
4m **045682**

5

046238

NEW

RC-MMA/TIG-FA2
27.7 x 21.2 x 14.4 cm / 1.4 kg
4m **083356**

6

50% ↔ 100%
(I%).

27.5 x 20 x 8 cm / 1.5 kg
20m **066625**

RC-MMA/TIG-HA1
28.5 x 23.5 x 10 cm / 0.9 kg
8m **045675**

COMPATIBILITY

MMA	PROGYS 230E FV CEL	4 6
MMA	PROGYS FLEX 280 CEL	4 6
MMA	PROGYS 250 TRI	4 6
MMA	PROGYS 300 TRI	4 6
MMA	PROGYS 400 TRI	4 6
MMA	EXAGON 400 CC/CV	4 6
MMA	EXAGON 400 FLEX CC/CV	4 6
TIG	PROTIG 231 DC	4 6
TIG	PROTIG 231L DC	4 6
TIG	PROTIG 250 DC TRI	4 6
TIG	TIG 300 DC	4 6
TIG	TITAN 231 DC FV	4 6 7*
TIG	KRYPTON 321 DC TRI	4 6 7*
TIG	TITAN 400 DC TRI	4 6 7
TIG	KRYPTON 401 DC	5 8
TIG	PROTIG 201 AC/DC	4 6
TIG	PROTIG 201L AC/DC	4 6
TIG	TIG 250 AC/DC	4 6
TIG	TITANIUM 230 AC/DC FV	4 6 7*
TIG	TITANIUM 320 AC/DC	5 8
TIG	TITANIUM 400 AC/DC	2 4 6 7
MIG	KRONOS 400T G	8*
MIG	KRONOS 400T GW	8*
MIG	NEOMIG-i 400 G	8*
MIG	NEOMIG-i 500 G	8*
MIG	EXAFEED 4L	3
MIG	NEOFEED 4W	3 7
MIG	GALAXY 400TG	8*
MIG	GALAXY 400T GW	8*
MIG	GALAXY 400T Duo	8*
MIG	NEOPULSE 320 C	3 7*
MIG	NEOPULSE 400 CW	3 7*
MIG	NEOPULSE 400 G	7*
MIG	NEOPULSE 500 G	7*
PLASMA	CUTTER 45 CT	1
PLASMA	CUTTER 70 CT	1
PLASMA	CUTTER 105 CT	1
PLASMA	NEOCUT 45	1
PLASMA	NEOCUT 105	1
PLASMA	NEOCUT 125	1

7* : + Kit NUM-1 necessary (063938)
8* : + Kit NUM-3 necessary (081246)

RC-HD

7

RC-HD2
1.8 kg 36 x 27 x 21 cm / 2.7 kg
062122
SOFTWARE UPDATE

command cable not included

8

RC-HD3
1.8 kg 36 x 27 x 21 cm / 2.7 kg
079700
SOFTWARE UPDATE

command cable not included

OPTIONS

HD2 COMMAND CABLE

2.8 m **063907**
6 m **063914**
11 m **036925**

HD3 COMMAND CABLE

2 m **079717**
6 m **079724**
10 m **079731**

MAGNETFIX 50
029637

Fixing kit 2
for trolley T/M 400A
037779

MMA
TIG
MIG
PLASMA
INDUCTION

TROLLEYS

CHARIOTS - FAHRWAGEN - CARROS

MADE IN FRANCE

CE NORM. EN60974-1

COMPATIBILITY

MMA	PROGYS FLEX 280 CEL	6 15
	PROGYS 250 TRI	6 7 8 11 12 13 15
	PROGYS 400 TRI	6 14 17 18
	EXAGON 400 CC/CV	6 14 16 17 18
	EXAGON 400 FLEX CC/CV	6 16 17 18
TIG	PROTIG 160 DC LIFT	6 7 8 9 10
	PROTIG 161 DC	6 7 8 9 10 15
	PROTIG 200 DC	6 7 8 11 12 14 15
	PROTIG 231 DC FV	6 7 8 12 14 15 17
	PROTIG 231L DC PFC	6 7 8 12 14 17
	PROTIG 250 DC TRI	6 7 8 11 12 13 14 15
	TIG 300 DC	6 8 10 11 12
	TITAN 231 DC FV	6 8 12 14
	KRYPTON 321 DC TRI	6 8 14 17
	TITAN 400 DC	2 3 6 17 18
	TITAN 400 DC + WCU	2 3 16 17 18
	KRYPTON 401 DC	3 6 16 17
	PROTIG 200 AC/DC	6 7 8 9 10 11 14 15
	PROTIG 201 AC/DC	6 7 8 9 10 11 12 14 15
	PROTIG 201L AC/DC	6 7 8 9 10 11 12 13
	TITANIUM 230 AC/DC	8 12 14
	TITANIUM 320 AC/DC	3 6 16
	TITANIUM 400 AC/DC	3 6 16
MIG-MAG	WS-4R	1
	WS-4L	1
	MULTIWELD 200M-C	14
	MULTIWELD 250T-C	14
	MULTIWELD FV 220M-C	14
	MULTIWELD (all -C)	11 12
	MULTIWELD (all T-C)	6 12 16
	MULTIPEARL 210-2	6 9 10 11 12 14 15
	MULTIPEARL 210-4 XL	6 9 10 11 12 14
	NEOMIG-i 400 G (+KOOLWELD 2)	16* 17
	NEOMIG-i 500 G (+KOOLWELD 2)	16* 17
	EXAGON 400 CC/CV	6 16 17 18
	EXAGON 400 FLEX CC/CV	6 16 17 18
	EXAGON 400 + EXACOOL + EXAFEED	16 18
	NEOPULSE 220 C	6 11 12
	NEOPULSE 220 C XL	6 11 12
	NEOPULSE 320 C	6 12 16 17 18
	NEOPULSE 320 C + WCU	2 3 16 17 18
	NEOPULSE 400 G (+NEOCOOL)	16 18
	NEOPULSE 500 G (+NEOCOOL)	16 18
I	POWERDUCTION 37 LG	5
PLASMA	EASYCUT K25	4 5 6
	EASYCUT K35F	4 5 6
	EASYCUT K35 PFC	4 5 6
	EASYCUT 30 FV	4 5
	EASYCUT 40	4 5
	CUTTER 45 CT	4 5
	CUTTER 70 CT	6 14
	CUTTER 105 CT	2 3 6
	NEOCUT 45	4 5
	NEOCUT 105	2 3 6 14
	NEOCUT 125	2 3 6

16* : Only compatible with MIG LIFT PRO option

SKATES

1 SKATE
040977
8 kg · 71 x 35 x 10 cm / 8.3 kg

2 SKATE
037717
8 kg · 70 x 35 x 10 cm / 8.3 kg

3 SKATE
073593
7.2 kg · 70 x 35 x 10 cm / 7.6 kg

PLASMA



4 PLASMA 600
040298
8.2 kg · 63 x 30 x 10 cm / 8.8 kg

5 UNIVERSAL 800
051331
16.7 kg · 79 x 39 x 18 cm / 18 kg

SACK TRUCK

6 DIABLE JOBSITE XL
039568
18.3 kg · 66 x 47 x 20 cm / 19.5 kg

7 DIABLE 4m³ XL
080034
16.5 kg · 69 x 48 x 21 cm / 18 kg

8 DIABLE 10m³ XL
076341
20.5 kg · 77 x 54 x 22 cm / 22 kg

4M³

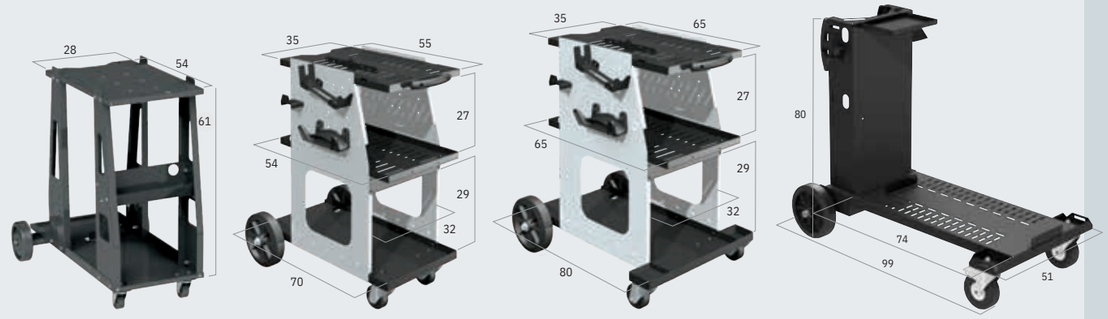

9 WELD 610
040281
9.5 kg · 79 x 30 x 13 cm / 10.5 kg

10 WELD 810
037489
20 kg · 80 x 51 x 14 cm / 21.6 kg

11 WELD 910
070967
25.2 kg · 80 x 52 x 22 cm / 26.9 kg

12 4m³ L
071568
22.5 kg · 98 x 37 x 24 cm / 24 kg

1M³

NEW 09/2024

13 WELD COMFORT
083806
12.5 kg · 72 x 31 x 10 cm / 13.1 kg

NEW 09/2024

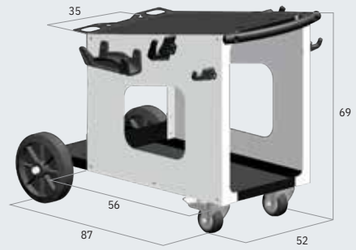

14 WELD PRO
083844
22 kg · 59 x 39 x 39 cm

10M³

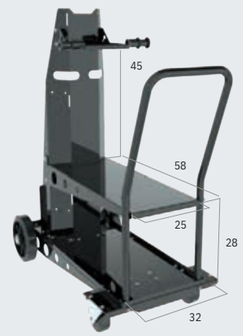

15 10m³-XL/TM1
041257
24.5 kg · 99 x 37 x 23 cm / 26 kg

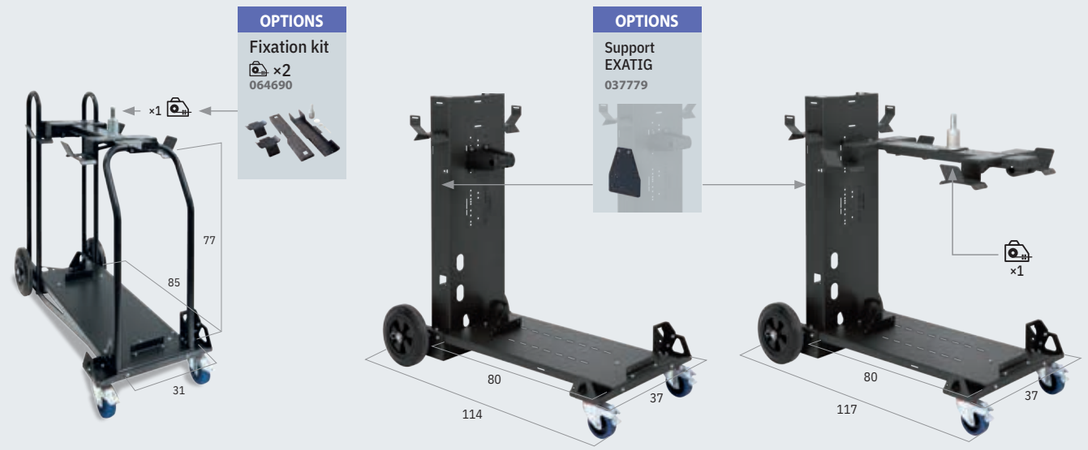

16 T/M 400 A
037328
41.8 kg · 113 x 40 x 38 cm / 44.5 kg

17 10m³ L
075498
34.2 kg · 119 x 40 x 28 cm / 36.5 kg

18 10m³ L + WIRE FEEDER SUPPORT
077522
43.8 kg · 119 x 40 x 28 cm / 46.2 kg

+

INDIVIDUAL PROTECTIONS

WELDING HELMETS	118
BODY PROTECTION	126
AREA PROTECTION	128
FUME EXTRACTION	129

WELDING HELMETS

TECHNOLOGIES

Initial shade - Teinte initale

Classic | ULTRA CLEAR | PERFECT VISION

Spectrum view - Spectre de couleur



Classic | TRUECOLOR

Sensitive arc detection sensors - Capteurs sensibles

Classic | HIGH SENSITIVITY | ULTRA HIGH SENSITIVITY

Sensors ×2 | Sensors ×4 | Sensors ×5

Classification EN379 - 1/1/1/1 = PERFECT QUALITY

(A) / (B) / (C) / (D)

(A) Optical quality (distortion). (B) Light diffusion (contrast). (C) Variation of light transmission (homogeneities of the dark shade). (D) Angular light (diagonal light ray filter).

(A) Qualité optique (distorsion). (B) Diffusion de la lumière (contraste). (C) Variation de la transmission lumineuse(homogénéités de la teinte foncée). (D) Lumière angulaire (filtre de rayons lumineux diagonaux).

Headgear - Serre-tête

Simple | Multi | MULTI PRO | MULTI PREMIUM (Comfortable back) | MULTI PREMIUM PRO (Superior comfort Optimised balance point)

WELDING HELMETS

MANUAL SHADE 11

Foldable mask
- Masque pliable
- Faltbare leder
-Schutzmaske
064201



Lenses - Verres
- Schutzläser
042605

HAND MASK 11
042209

Manual
FLIP FLAP 0/11
042513

WELDING HELMETS

AUTOMATIC SHADE 11

TECHNO 11
064997

98 x 35 mm | 0.6 ms

CLASS 1/1/1/1 | TRUECOLOR | ULTRA CLEAR 3

MASTER 11
043442

100 x 49 mm

0.5 ms

CLASS 1/1/1/1 | TRUECOLOR | ULTRA CLEAR 3

EXPERT 11
CARBON
040755

100 x 49 mm

0.5 ms

CLASS 1/1/1/1 | TRUECOLOR | ULTRA CLEAR 3

INVADER 11
062252

100 x 49 mm

0.5 ms

CLASS 1/1/1/1 | TRUECOLOR | ULTRA CLEAR 3

PANORAMIC VIEW

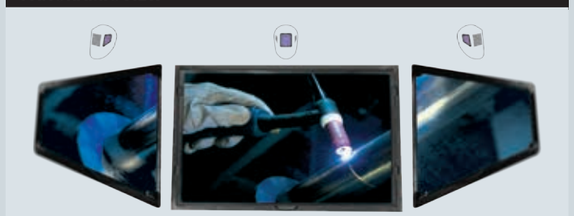

Fixed SHADE 5 | SHADE 3 › 11 | Fixed SHADE 5

SPACE 11
062245

100 x 49 mm

0.5 ms

TRUECOLOR

ULTRA CLEAR 3 | CLASS 1/1/1/1

	Intensity (A)															
	1.5	70	100	125	150	175	200	225	250	300	350	400	450	500	600	
TIG	8	9	10		11		12		13							
MAG	8	9	10		11			12				13				
MIG		9		10		11			12		13		14			
MIG light alloys				10		11		12			13		14			
PLASMA			9	10	11		13									

Lenses
- Verres
- Schutzgläser



							TRUECOLOR		DELAY						L×W×H cm / g	g	MASK BRAND
HANDMASK 11	11	—	—	—	—	92x36 mm	—	—	—	—	39×25×11 / 330	345	Gys
FLIP FLAP 0/11	11	—	—	—	—	97x80 mm	—	—	—	Simple	21×17×30 / 660	385	Gys
TECHNO 11	3>11	■	0.60 ms	0.35 s	1/1/1/1	98x35 mm	—	—	☼	Simple	21×22×27 / 720	396	Gys
MASTER 11	3>11	■	0.50 ms	0.35 s	1/1/1/1	100x49 mm	—	—	☼	Simple	26×24×27 / 800	411	Gys
EXPERT 11 CARBON	3>11	■	0.50 ms	0.35 s	1/1/1/1	100x49 mm	—	✓	☼	Simple	26×24×27 / 820	430	Gys
INVADER 11	3>11	■	0.50 ms	0.35 s	1/1/1/1	100x49 mm	—	✓	☼	Multi	26×24×27 / 820	460	Gys
SPACE 11	3>11 + 2x : 5	■	0.50 ms	0.35 s	1/1/1/1	100x49 mm	—	✓	☼	Multi	26×24×28.5 / 860	548	Gys

110x90 (x5)	040816	110x90 (x5)	076815
110x90 (x5)	040816	102x40 (x5)	040830
110x90 (x5)	040816	103.5x54.5 (x5)	040847
119x98 (x5)	040823	103.5x54.5 (x5)	040847
110x90 (x5)	040816	103.5x54.5 (x5)	040847
392x117 (x3)	065215	103.5x54.5 (x5)	040847

AUTOMATIC SHADE 9-13

GRIND
GRIND MODE

92 x 42 mm | 0.08 ms

TRUECOLOR | ULTRA CLEAR 3

TECHNO 9-13
065048

VENUS 3/9-13 G
064966

92 x 42 mm
0.08 ms
GRIND | TRUECOLOR | ULTRA CLEAR 3

NEW

VENUS 3/9-13 G BLUE
079748

VENUS 3/9-13 G IRON
064980

NEW

VENUS 3/9-13 G RED
079755

VENUS 3/9-13 G BONES
064973

IDEAL

100 x 60 mm
0.04 ms
GRIND | ×4 | TRUECOLOR | ULTRA CLEAR 3

GYSMATIC 9-13 G
043909

GYSMATIC 3/9-13 G AIR
065727

ULTRA CLEAR 3

Filtration class EN 12941 : TH2 P R SL
Air 165 / 200 / 220 L/min
Battery included

OPTION Filter TH3
065734

Battery charger
037472
: 028869

Battery included
037465

x1
038424

x5
038417

AUTOMATIC SHADE 5-13

HARD HAT WITH EARMUFFS & WELDING PROTECTION
080607

100 x 52 mm | 0.4 ms
GRIND | ×4 | TRUECOLOR

FIREMAN 3/5-13 G
062269

100 x 50 mm | 0.08 ms
GRIND | ×4 | TRUECOLOR | ULTRA CLEAR 3

NEW

PROMAX 3/5-13 G BLUEWATER
083158

100 x 50 mm
0.08 ms
GRIND | ×4 | TRUECOLOR | ULTRA CLEAR 3

PROMAX 3/5-13 G SHARK
037199

PROMAX 3/5-13 G SILVER
045774

PROMAX 3/5-13 G VOLCANO
037205

100 x 67 mm
0.08 ms
GRIND | ×4 | TRUECOLOR



ZEUS 4/5-13 G COSMIC
044104

ZEUS 4/5-13 G INDIAN
038332

ZEUS 4/5-13 G FIRE
044098

OPTIONS

Carry bag for helmet welding
- Sac pour masque de soudage

043299

066656

Antiperspirant - headband
- Bandeau anti–transpiration

043466
for Simple, Multi, Multi Premium

062627
for Multi Pro

070844
(x 1) for Gymsatic 5/13 Air XXL

x2

Magnifying glass - Loupe (x1)

zoom x2
042780

zoom x3
064140

Lenses
- Verres
- Schutzgläser



110x90 (x5)	040816	95.5 x 50.5 (x5)	040854
115x102 (x5)	040793	103.6 x 54 (x5)	040809
110x90 (x5)	040816	95.5 x 50.5 (x5)	040854
114x133 (x10)	043893	G : 106 x 66 (x10)	043886
110x90 (x5)	040816	106 x 59 (x10)	082137
226 x 106 (x5)	045781	103.5 x 54.5 (x5)	077621
226x106 (x5)	045781	103.5 x 54.5 (x5)	077621
114 x 133 (x10)	043893	103.7 x 69.5 (x5)	043695

		TRUE COLOR		HF	DELAY								L × W × H cm / g	g	MASK BRAND
TECHNO 9-13	3 - 9>13	■	0.08 ms	—	0.15 s	1/1/1/2	2	92x42 mm	—	—	+ 2 (CR 2032)	Simple	26 × 22 × 27 / 760	430	Gys
HERMES SILVER	4 - 9>13	—	0.30 ms	—	0.10>1 s	1/1/1/3	2	98x43 mm	■	—	+ 2 (CR 2032)	Simple	30 × 24 × 28 / 900	520	Toolit
VENUS 3/9-13 G	3 - 9>13	■	0.08 ms	—	0.15 s	1/1/1/2	2	92x42 mm	■	✓	+ 2 (CR 2032)	Multi	26 × 24 × 27 / 840	470	Gys
GYSMATIC 9/13 G	3 - 9>13	■	0.04 ms	✓	0.10>0.90 s	1/1/1/2	4 HIGH SENSITIVITY	XL : 100x60 mm	■	✓	+ 2 (CR 2450)	Simple	28 × 25 × 28 / 1230	580	Gys
GYSMATIC 3-9/13 G AIR	3 - 9>13												59 × 35 × 29 / 1230		
HARD HAT	4 - 5>8 / 9>13	■	0.04 ms	—	0.10>1 s	1/1/1/2	4	100x52 mm	■	—		Simple	19 × 25 × 32 / 1.2	680	Toparc
FIREMAN 3/5-13 G	3 - 5>9 / 9>13	■	0.08 ms	—	0.15 > 0.8 s	1/1/1/2	4	100x50 mm	■	—	+ 2 (CR 2032)	Multi Premium	26 × 24 × 27 / 820	540	Gys
PROMAX 3/5-13 G	3 - 5>9 / 9>13	■	0.08 ms	—	0.15 > 0.8 s	1/1/1/2	4	100x50 mm	■	—	+ 2 (CR 2032)	Multi Premium	26 × 24 × 27 / 840	540	Gys
ZEUS 4/5-13 G	4 - 5>9 / 9>13	■	0.08 ms	—	0.15 > 0.8 s	1/1/1/2	4	XL : 100x67 mm	■	✓	+ 2 (CR 2045)	Multi	26 × 24 × 27 / 900	510	Gys

AUTOMATIC SHADE 5-13

ERGOTECH + 3/5-13 G DREAM
068674

100 x 67 mm
0.08 ms
GRIND · ×4 · ULTRA CLEAR 3 · CLASS 1/1/1/1 · TRUECOLOR



ERGOTECH + 5-9/9-13 G SILVER
068650

ERGOTECH + 3/5-13 G BLACK
068667

MULTI PREMIUM

100 x 93 mm
0.08 ms
GRIND · ×4 · ULTRA CLEAR 3 · CLASS 1/1/1/1 · TRUECOLOR

ALIEN + 3/5-13 G XXL
068698

GYSMATIC 5-13 G XL
037908

100 x 60 mm
0.04 ms
GRIND · ×4 · CLASS 1/1/1/1 · TRUECOLOR

GYSMATIC 5-13 G XXL
037236

100 x 83 mm
0.04 ms
GRIND · ×4 · CLASS 1/1/1/1 · DIGITAL · TRUECOLOR

LCD GYSMATIC 5-13 G AIR XXL
047846
: 028852

Filtration class EN 12941 : TH2 P R SL
Air 165 / 200 / 220 L/min
Battery included

OPTION Filter TH3
065734

included

Battery charger 037472 : 028869
Battery included 037465
038424 x1
038417 x5

OPTIONS

Carry bag for helmet welding - Sac pour masque de soudage
066656

Antiperspirant - headband - Bandeau anti–transpiration
043466 for Simple, Multi, Multi Premium
062627 for Multi Pro
070844 (x 1) for Gysmatic 5/13 Air XXL



Magnifying glass - Loupe (x1)
zoom x2 042780
zoom x3 064140



Lenses - Verres - Schutzgläser

114 x 133 (x10)	043893	103.7 x 69.5 (x5)	077102	ERGOTECH + 3/5-13 G	3 - 5>9 / 9>13	■	0.08 ms	✓	0.15 > 0.8 s	1/1/1/1	4 HIGH SENSITIVITY	XL : 100x67 mm	■	✓	+ 2 (CR 2032)	Multi Premium	26 × 24 × 27 / 1000	520	Gys
114 x 133 (x10)	043893	104 x 96 (x5)	043596	ALIEN + XXL 3/5-13 G	3 - 5>9 / 9>13	■	0.08 ms	✓	0.15 > 0.8 s	1/1/1/1	4 HIGH SENSITIVITY	XXL : 100x93 mm	■	✓	+ 2 (CR 2032)	Multi Premium	26 × 24 × 27 / 1000	540	Gys
110 x 90 (x5)	040816	106 x 66 (x10)	043886	GYSMATIC XL 5-13 G	4 - 5>9 / 9>13	■	0.04 ms	✓	0.1 > 0.9 s	1/1/1/1	4 HIGH SENSITIVITY	XL : 100x60 mm	■	✓	+ 1 (CR 2450)	Simple	31 × 25 × 25 / 900	560	Gys
114 x 133 (x10)	043893	106 x 89,5 (x10)	046825	GYSMATIC XXL 5-13 G GYSMATIC 5-13 G AIR XXL	4 - 5>9 / 9>13	■	0.04 ms	✓	0.1 > 0.9 s	1/1/1/1	4 HIGH SENSITIVITY	XXL : 100x83 mm	■	✓	+ 2 (CR 2450)	Multi Pro Simple	27 × 25 × 28 / 1000 59 × 35 × 29 / 5000	550	Gys
114 x 133 (x10)	043893	103.7 x 69.5 (x5)	077102	APOLLO+ 3/5-13 G	3 - 5>9 / 9>13 + 2x : 5	■	0.08 ms	—	0.15 > 0.8 s	1/1/1/1	4 HIGH SENSITIVITY	XL : 100x67 + 2x 87x102 mm	■	✓	+ 2 (CR 2032)	Multi Premium	26 × 24 × 27 / 1000	550	Gys
390 x 150 (x3)	037311	114x85 (x5)	037304	PANORAMIC 3XL	3 - 4>8 / 8>12 + 2x : 3>10	■	0.04 ms	✓	0.15 > 0.8 s	1/1/1/1	4 HIGH SENSITIVITY	114x85 + 2x(68x80) mm	■	✓	+2 (CR 2450)	Multi Premium	23.6 × 24.6 × 34.8 / 1140	610	Gys

AUTOMATIC PANORAMIC

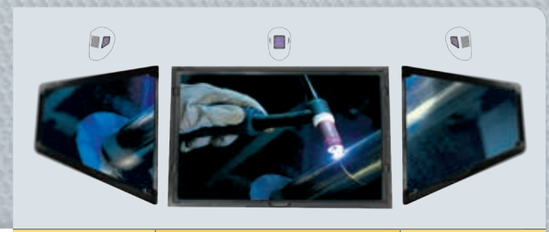

APOLLO+ 3/5-13 G TRUECOLOR	Fixed SHADE 5	SHADE 3 › 5 / 13 Adjustable	Fixed SHADE 5
PANORAMIC 3XL TRUECOLOR	SHADE 3 › 10	SHADE 3 › 4 / 12 Adjustable	SHADE 3 › 10

5-13

4-12

APOLLO + 3/5-13 G
068681

Fixed shade 5 · 3-5-9/9-13 Adjustable · Fixed shade 5

100 x 67 mm
0.08 ms
GRIND · ×4 · PANORAMIC · CLASS 1/1/1/1 · ULTRA CLEAR 3 · TRUECOLOR

MULTI PREMIUM

PANORAMIC 3XL
037281

Shade 3-10 · 3-4-8/8-12 Adjustable · Shade 3-10

114 x 85 mm
0.04 ms
GRIND · ×4 · PANORAMIC · CLASS 1/1/1/1 · ULTRA CLEAR 3 · TRUECOLOR

MULTI PREMIUM

AUTOMATIC

PERFECT VISION 2

★★★★★ Advanced serie



4-13

SPECIAL DIFFICULT ACCESS

NEW

ULTRA LIGHT & COMPACT

DIGITAL ADVANCED CONTROLS

AUTOMATIC OR MANUAL SETTINGS

HEAD PROTECTION

INCLUDED

Helmet + Work Light + Hood
USB Charge

GYSMATIC 2.0 CL EXPLORER
068728

125 x 35 mm | 0.08 ms

GRIND | ×3 | DIGITAL | PERFECT VISION 2 | TRUECOLOR

5-12

NEW

GYSMATIC 2.0 CL
083141

MULTI PREMIUM

100 x 50 mm | 0.08 ms

GRIND | ×4 | PERFECT VISION 2 | TRUECOLOR

4-12

NEW

PANORAMIC VIEW

DIGITAL

ADVANCED CONTROLS

AUTOMATIC OR MANUAL SETTINGS

AUTOMATIC SHADE ADJUSTMENT

GYSMATIC 2.0 CL XXL
069138

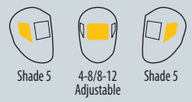

100 x 93 mm | 0.08 ms

GRIND | ×5 | PANORAMIC | DIGITAL | PERFECT VISION 2 | TRUECOLOR

MULTI PREMIUM PRO

OPTIMISED BALANCE POINT

OPTIONS

Carry bag for helmet welding
- Sac pour masque de soudage

066656

Antiperspirant - headband
- Bandeau anti–transpiration

043466
for Simple, Multi, Multi Premium

062627
for Multi Pro

070844
(x 1) for Gysmatic 5/13 Air XXL



Magnifying glass - Loupe (x1)

zoom x2
042780

zoom x3
064140

Lenses
- Verres
- Schutzgläser



																		L × W × H cm	g	MASK BRAND	
170 x 56.6 (x10)	071049	127.4 x 37.4 (x10)	071032	GYSMATIC 2.0 CL EXPLORER	2 - 4>8 / 8>13	■	0.08 ms	-	0.06 > 1.0 s	1/1/1/2	3 HIGH SENSITIVITY	125x35 mm	■	-	+ 2 (CR 2032)	-	21 × 14 × 22	397	Gys		
226 x 106 (x5)	045781	103.5 x 54.5 (x5)	077621	GYSMATIC 2.0 CL	2 - 5>9 / 9>12	■	0.08 ms	-	0.15 > 0.8 s	1/1/1/2	4 HIGH SENSITIVITY	100x50 mm	■	-	+ 2 (CR 2032)	Multi Premium	26 × 24 × 27	540	Gys		
122.7 x 146.5 (x10)	075580	104 x 96 (x5)	043596	GYSMATIC 2.0 CL XXL	2 - 4>8 / 8>12 + 2x : 5	■	0.08 ms	-	0.06 > 1s	1/1/1/2	5 HIGH SENSITIVITY	XXL : 100x93 + 2x 124.7x65.6 mm	■	✓	+ 2 (CR 2032)	Multi Premium Pro	25 × 18 × 29	550	Gys		

MASKS RESPIRATORS - Masques respiratoires - Atemschutzmasken - Máscaras respiratorias

FFP3 - EN 140 / EN 143
(x1) Size M/L
037014

Case
037045

FFP3 - EN 143
Anti poussières / Anti odeurs
037038

FFP3 - EN 140
/ EN 143 / EN 166
(x1) Size M/L
037021

PROTECTION GOGGLES - Lunettes de protection - Schutzbrillen
Anti-projection/grinding - Antiprojection/meulage - Anti-proyección/amoladura - Spritzschutz/Schleifen

EN 166

Shade/IR0
042810

Shade/IR5
(not for welding)
042841

Shade/IR0
047778

Shade/IR0
042827

Shade/IR0
047792

Shade/IR0
042865

Shade/IR0
047839

HARD HAT - Casque de chantier - Schutzhelm

adjustable
Ø 55>62 cm

Shade/IR5
EN 397/352-3/166
064218

FLAME WELDING - Soudure chalumeau - Autogenschweißen

Shade/IR5
042803

Shade/IR5
042858

PROTECTION KITS - Kits de protection - Schweißerschutzkit

Starter welding kit - Lot de 1er Équipement du soudeur - Schweisserkit für Einsteiger
070493

Professional kit
- Lot Équipement professionnel du soudeur
- Profi-Schweisserkit

070561

FIREPROOF HOOD - Cagoule textile de protection - Textil-Schweißer- schutzhaube - Máscara de protección

EN ISO 11611
Class 1/A1+A2
064195

EN ISO 11612
EN 1149-5
(A1, B1, C1,F1)
037687

EN 470
EN 11611
CLASS 1
ISO 15025:
CLASS 1
045224

WELDING GLOVES - Gants de soudage - Schweißhandschuhe - Guantes

TIG

EN420-A1
EN388
3011X

EN 407
422X4X
EN12477-A1
Class : B

BASIC
Gants PRO TIG - T10
045194

EN388
2011XX

EN 407
41313X
EN12477-B
EN 420

PRO
Gants PRO TIG EXTRA - T10
045323

EN388
2011XX

EN 12477
TYPE B

EN 407
412X4X
EN12477
Class : B

EXPERT
Reinforced welding gloves - Gants de soudage renforcés
T9 : 064164 T9.5 : 064171

MMA - MIG/MAG

EN388
4244

EN 407
423X4X
EN12477
Class : A1

BASIC
Heavy Duty - T10
(MMA - MIG - Plasma)
045101

EN388
4244

EN 407
423X4X
EN12477
Class : A1

PRO
Reinforced welding gloves - Gants de soudage renforcés - T10
045873

High heat reflective fiber glass handshield with leather back
- Bouclier protection de main en fibre de verre
- Hochhitzefester Handschutz mit Glasfaser und Leder rückseite

20 x 15 cm
x1
064157



HANDLING GLOVES - Gants de manutention / meulage - Handschuhe - Guantes

Anti-cut -
Anti coupure
T9
045897

EN388
4342

✓ **touch screen friendly - écran tactile**

High resistance anti-cut
- Anti coupure haute résistance
EN 420
EN 388:4121
T9 : 045910
T10 : 045927

High dexterity anti-cut
- Anti coupure haute dextérité
EN 420
EN 388:1121
T9 : 045903
T10 : 045934

T10
064188

EN420
2003
+A1

EN388
2011 X

SHOES - Chaussures

0% metal

EN ISO 20345
S3 HI HR0 SRC

40	064225
41	064232
42	064249
43	064256
44	064263
45	064270

JACKETS - Vestes - Jacke

EN ISO 11611
Class 2-A1

XL
037663

IEC 61482-2 Class 1-4kA | EN ISO 11612 A1+A2-B1-C1-E3-F1 | EN ISO 11611 Class 2-A1 & A2 | EN 1149-5

98% cotton, 2% antistatic

S	046313	XL	046344
M	046320	XXL	046351
L	046337		

SIZE	1		2		3		4		5	
UK SIZE	S		M		L		XL		XXL	
EU SIZE	40	42	44	46	48	50	52	54	56	58
CHEST SIZE (CM)	89	96	97	104	105	112	113	120	121	128

EN ISO 11612 A1+B1-C1-E1-F1 | EN ISO 11611 A1 Class 1 | IEC 61482-2 Class 1 | EN 13034 A1 Type 6 | EN 1149-5

PRO

74% cotton, 25% polyester, 1% carbon — 330 g/m²

M	073760	XXL	073791
L	073777	XXXL	073807
XL	073784		

MULTI-USE LEATHER APRON - Tablier cuir multi-usage - Delantal de cuero multi-uso - Mehrzweck-Lederschürze

045200

EN ISO 11611
Class 2-A1

045217

WELDING SLEEVES - Manchettes de soudeur - Schweißerärmel - Mangas protectoras

045231

037670

TROUSER - Pantalon - Hose

EN ISO 11612 A1+A2-B1-C1-E3-F1 | EN ISO 11611 Class 2-A1 & A2 | IEC 61482-2 Class 1-4kA | EN 1149-5 | EN 14404 +A1 Type 2

98% cotton,
2% antistatic

S (40/42)
046368

M (44/46)
046375

L (48/50)
046382

XL (52/54)
046399

XXL (56/58)
046412

MADE IN FRANCE

WELDING STRIPS & CURTAINS / RIDEAUX ET LANIÈRES DE PROTECTION / SCHWEISSLAMELLEN & SCHWEISSVORHÄNGE

ISO 25980 / EN 1598 / AWSF2.3M:2011

0.4 mm

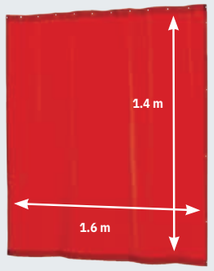

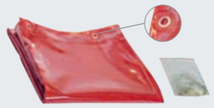

OPTI 140.0
160 x 140 cm / 1.3 kg
4 x 30 x 41 cm / 1.4 kg

060487

2 mm





OPTI STRIPS
30 x 180 cm (x8)
60 x 34 x 19 cm / 11.5 kg

061514

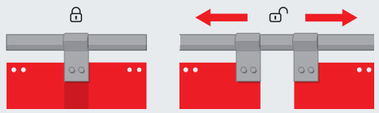

2 mm 50 m

OPTI ROLL
5000 x 30 cm / 34 kg
39.5 x 39.5 x 30 cm / 34.2 kg

061538

WELDING CURTAIN AND FRAME / RIDEAU DE SOUDAGE AVEC ARMATURE / SCHWEISSVORHÄNGE MIT RAHMEN

ISO 25980 / EN 1598 / AWSF2.3M:2011

OPTI 200.O
60 x 200 x 196 cm / 7 kg
113 x 19 x 9 cm / 8 kg

060227

0,4 mm



OPTI 200.G
60 x 200 x 196 cm / 7 kg
113 x 19 x 9 cm / 8 kg

060463

0,4 mm



OPTI 215.O
61 x 215 x 200 cm / 16 kg
213 x 16 x 9 cm / 18 kg

060470

0,4 mm



OPTICAB 240
245 x 320 x 192 cm / 32 kg
96 x 30 x 30 cm / 35 kg

075351
060616

0,4 mm

HEAT PROTECTION COVER - Couverture anti-chaleur - Hitzeschutzdecke

Magnet (x2)
052291

	PROTEC 550	PROTEC 1200	PROTEC 1300	PROTEC 1300L
Protection	M0	M0	M0	—
t°	550°C/1000°F	1200°C/2200°F	1300°C/2400°F	1300°C/2400°F
mm	2000 x 2000	1750 x 1500	2000 x 1800	2000 x 1800
g/m²	580	1200	620	420
ref	050495	050204	053595	060500

FUME EXTRACTION SYSTEMS

Aspirateurs de fumée - Rauchgasabsauggerät

UNI 2.0 RE

- 400 V 3 ~
- 50 Hz
- 1 100 W
- 1 500 m³/h max

- arm 3 m
- no plug
- 100 kg
- extraction 0.5 m/s

122 x 67 x 145 cm / 111.5 kg

061545

Included
Pré filtre, treillis Aluminium
Class of filtration G3 EN 779
+ Filtre - Coal Filter EPA E12
EN 779, Filtration >99.5 %

046467

Options
Coal filter
- Filtre à charbon actif

UNI 2.0 RE

064522

EVO 2.1 RE

Patented - Breveté

- 230 V 1 ~
- 50 Hz
- 1 100 W
- 1 200 m³/h max

- occasionnal
- arm 3 m
- included
- 85 kg

96 x 95 x 162 cm / 114 kg

061552

Included
Pré filtre, treillis Aluminium
Class of filtration F15 G2 EN 779
+ Filtre - Coal Filter HEPA H13
EN 779, Filtration >99.95%

046498

Options
Extraction flexible
10 m, Ø 152 mm
UNI 2.0 RE
EVO 2.1 RE

062139

WELDING BOOTH
- Cabine de soudage - Schweißstand

Compact
56 x 43 x 20 cm / 13.6 kg

060173

102 x 57 x 27 cm / 58.5 kg

060050

FUME EXTRACTION TORCHES - Torches aspirantes - Rauchgas-Absaugbrenner - Antorcha con aspiración de humos

Steel/Stainless steel - Acier/Inox - Stahl/Edelstahl				
	AIR			LIQUID
	150 A	250 A	350 A	500 A
original equipment	M6	M6	M8	M8
	Ø 0.8	Ø 1.0	Ø 1.2	Ø 1.2
X % 40°C $ArCo_2$	150A 60%	200A 60%	290A 60%	380A 100%
GRIP	GRIP	GRIP	GRIP	GRIP
L	3 m	3 m	4 m	4 m
Ref.	043251	040540	040557	040564

For fume Extraction Torches - pour torches aspirantes

073715

- 230 V / 1 ~ , 1 100 W
- 230 m³/h max
- 190 mbar max
- 25 kg, 590 x 425 x 825 mm
- 76 db
- Filter auto cleaning system
- Système de nettoyage automatique du filtre
- Automatische Filterabreinigung

Filtre Classe M, EN 60335-2-69

included :
5 m, Ø50

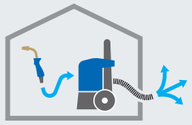

- External evacuation Ø50 (hose not included)
- Évacuation extérieure Ø50 (tuyau non inclus)

+
ACCESSORIES

MISCELLANEOUS	132
ELECTRIC SOLDERING & GAS WELDING	136
WORKING LIGHTS	138

PRESSURE-REGULATORS - Manomètres-débimètres- Druckminderer - Regulador de presión - Manometer stromingsmeter - Regolatore di pressione

DIY

For disposable bottle - Pour cartouche de gaz - Für Einweg-gasflaschen (Argon/CO2) **041639**

Ø 9,8 = 1/8" gas

Pro

0 › 12 L / min

FR/ES/PT	**041820**
DE	**041820**

0 › 15 L / min

FR/ES/PT	**041998**
DE	**041998**
UK	**040274**
NL	**040267**
IT	**038691**

Industrial

0 › 30 L / min (Argon/CO_2)

FR/ES/PT	**041622**
DE	**041219**
UK	**041646**
NL	**041615**
IT	**038707**

OPTIMAPRO 0 › 30 L / min (Argon/CO_2)

FR/ES/PT	**043619**
DE	**043633**
UK	**043626**
NL	**043640**

DISPOSABLE BOTTLES - Bouteilles de gaz jetables - Einweggasflaschen

	composition %		material	L	ref.
	Ar	CO_2			
AR/CO_2 1.8 L	80	20	Steel - Acier - Stahl	1.8 (150L)	**043664**
AR/CO_2 2.2 L	80	20	Steel - Acier - Stahl	2.2 (220L)	**043671**
AR pur 2.2 L	100	—	Alu	2.2 (220L)	**043688**

Pressure-flowmeters are country-specific : see datasheets at

GAS PREHEATER - Préchauffeur de gaz - Gasvorwärmer

Compatible :
15L/min (FR & DE) **041998**
30L/min (FR) **041622**

for CO_2 pur or CO_2/Ar
230 V
power : 25 W
max pressure : 200 bar
IP 44
1.5 kg

(FR & DE) **046511**

CO2 Gas heater and regulator

MULTIWELD 200/220/250/320/400
AC36V/150W

RH-258, G5/8 CN **063341**

GH-258, G3/4 Russia **063358**

GAS CONNECTOR - Raccords Gaz - Gasanschlüsse

x2
045712

x1
046245

Gas connection set
+ 2 clamps

5 m
045316

Rubber hose - Tuyau caoutchouc
Ø 6.3 X 13 (EN ISO 3821)

1.5 m	**066670**
4 m	**046269**
✂ x m max 40 m	**046276**

WIRE BRUSHES - Brosses - Bürsten - Brosses - Cepillos



Steel - Acier - Stahl - Acero - Staal - Aço

(x1)	**044166**

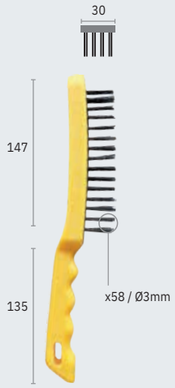

Steel - Acier - Stahl - Acero - Staal - Aço

(x1)	**044241**
(x24)	**044265**

Stainless - Inox - Edelstahl

(x1)	**044258**
(x24)	**044272**

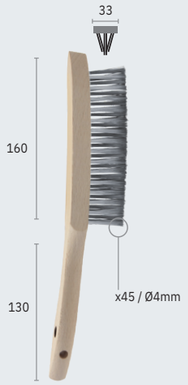

Steel - Acier - Stahl - Acero - Staal - Aço

(x1)	**044227**

Stainless - Inox - Edelstahl

(x1)	**044289**

Steel - Acier - Stahl - Acero - Staal - Aço

(x1) Brass - Laiton	**038073**
(x1) Zinc	**038080**

SPECIAL WELDING MAGNET - Positionneurs magnétiques - Imán especial para soldadura - Magnetische Positionierer

Classic

	MAGNETIC P15.90	MAGNETIC P16.90	MAGNETIC P19.90	MAGNETIC P20.180
max	**15 kg**	**16 kg**	**19 kg**	**20 kg**
	60/90°	45/90/135°	45/90/135°	articulated 0 > 180°
×	**× 2**	**× 4**	× 1	× 1
	100 x 73 x 12	45 x 32 x 28	156 x 102 x 20	204 x 86 x 28
Ref.	**047044**	**044180**	**044203**	**044302**

Switchable ON/OFF

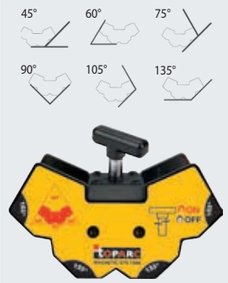

	MAGNETIC D30.90	MAGNETIC D50.90 DUAL	MAGNETIC D50.90	MAGNETIC D70.90M	MAGNETIC D70.120M	MAGNETIC D70.135M
max	**30 kg**	**50 kg**	**50 kg**	**60 kg**	**60 kg**	**60 kg**
	45/90/135°	90°	90°	90°	45/60/75/90/105/135°	45/75/90/105/135°
×	× 1	× 1	× 1	× 1	× 1	× 1
	111 x 95 x 25	148 x 148 x 38	71 x 60 x 48	48 x 32 x 70	111 x 55 x 80	99 x 55 x80
Ref.	**044197**	**047051**	**047075**	**047068**	**047082**	**047099**

AXIAL-GRIP PLIERS - Pinces axiales

6 pliers kit
050242

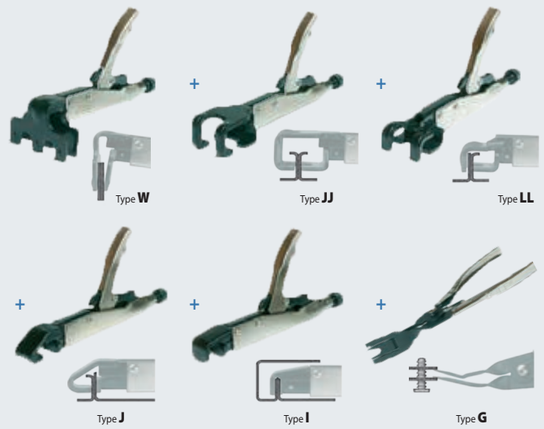

LOCK-GRIP PLIERS - Pinces étau mono serrage

16 pliers kit
050266



6 pliers kit
050112

CABLE - Câble - Kabel



Welding Cable - Schweißkabel

EN 60245-6
H01N2-D
(Rubber - Caoutchouc)



⊛	↔ L	Ref.	EN 60974-9 A (60%)	EN 60974-9 A (35%)
16 mm²	✂ x m	046207	121	131
	100 m	046252		
25 mm²	✂ x m	046306	165	185
	5 m	045408		
	100 m	046603		
35 mm²	✂ x m	046405	211	243
	100 m	046702		
50 mm²	✂ x m	046757	275	323
	100 m	046801		
70 mm²	✂ x m	046832	351	419
	500 m	036680		
95 mm²	✂ x m	046863	433	527
	300 m	036697		

High Flexibility Electrical Cable



⊛	↔ L			A (60%)	A (35%)
10 mm²	100 m	054882	054875	88	92
	20 m	056107	056091		
16 mm²	100 m	054905	054899	120	130
	20 m	056121	056114		
25 mm²	100 m	054929	054912	164	184
	20 m	056145	056138		
35 mm²	100 m	054943	054936	210	240
	20 m	056169	056152		
50 mm²	100 m	054967	054950	273	320
	20 m	056183	056176		
70 mm²	50 m	—	056565	310	380

CABLE LUGS - Cosses - Kabelschuhe - Terminal - Kabelschoen - Terminal

	⊛ max	ø		Ref.
	10 mm²	M5	x100	047501
	16 mm²	M5	x100	047518
	25 mm²	M5	x100	047525
	35 mm²	M6	x100	047532
	50 mm²	M10	x100	047549
	70 mm²	M10	x100	047556
	95 mm²	M10	x50	047570
	16 mm²	M10	x10	038219
	25 mm²	M10	x10	038226
	35 mm²	M14	x10	038233
	50 mm²	M14	x10	038240
	75 mm²	M16	x10	038257
	125 mm²	M15	x5	038264

DINZE SOCKETS - Douilles Texas - Anschlussbuchse



	I A max	mm	mm²	Ø mm	Ø mm	ø	Compatibility		Ref.
DF 25.14	200	32	10/25	14	9	M8	CM25.14	x 20	045644
DF 70.21	400	49	35/70	21	13	M10	CM 50.21, CM 70.21	x 10	045637
DF 95.24	500	38	70/95	24	13	M12	CM 95.24	x 5	045743

ADAPTATORS - Adaptateurs Texas - Adapter mit Messfunktion

AMF 25/50
Male/female adaptor - Adaptateur mâle/femelle
038110

300A @ 35% | 200A @ 60%

AMF 50/25
Male/female adaptor - Adaptateur mâle/femelle
038127

300A @ 35% | 200A @ 60%

CDFM 95/95 Male/double female adaptor - Connecteur mâle/double femelles 95 mm²
038134

400A @ 35% | 300A @ 60%

DINZE VOLTAGE MEASURING CABLE
- Texas mesure de tension
- Spannungsmessleitung

VM1
060531

DINZE CONNECTORS - Connecteurs Texas - Stecker - Conectadores - Schakeleaars - Conectores



	I A max	⊛ mm²	Ø mm	Ø mm	Compatibility		Ref.
CFM 25.14	200	10/25	14	9	CM 25.14, DF 25.14, CF 25.14	x1	045507
CFM 50.21	300	35/50	21	13	CM 50.21, CF 50.21, TX 70.21	x1	045606
CFM 70.21	400	50/70	21	13	CM 70.21, TX 70.21	x1	047488

CM 25.14	200	10/25	14	9	DF 25.14, CF 25.14	x20	045668
CM 50.21	300	35/50	21	13	DF 70.21, CF 50.21	x10	045613
CM 70.21	400	50/70	21	13	DF 70.21, CF 70.21	x5	045750
CM 95.24	500	70/95	24	13	DF 95.24	x5	047495

CF 25.14	200	10/25	14	9	CM 25.14	x30	045651
CF 50.21	300	35/50	21	13	CM 50.21	x10	045620
CF 70.24	400	50/70	24	13	CM 70.21	x5	045736
CF 95.24	500	70/95	24	13	CM 95.24	x5	072374

PC1
MMA/TIG/MIG connection
060593

CABLE
Rallonge câble, connexions texas (mâle + femelle)

1.3 m	95 mm²	033689
5 m	95 mm²	032439
10 m	95 mm²	032446

EARTH CLAMPS - Pinces de masse - Masseklemmen - Pinzas de masa - Massaklem - Pinças de massa

CROCO

	CROCO A200.35	CROCO B250.25	CROCO B300.70	CROCO T300.70	CROCO T400.70	CROCO B600.95 (500A)	CROCO T600.95	CROCO M600.95
A	200 A	250 A	300 A	300 A	400 A	500 A	600 A	600 A
⊛ max	35 mm²	25 mm²	70 mm²	70 mm²	70 mm²	95 mm²	95 mm²	95 mm²
A (X%)	200A (35%) 150A (60%)	250 A (35%) 200 A (60%)	300A (35%) 250A (60%)	300A (35%) 250A (60%)	400A (35%) 300A (60%)	500A (35%) 400A (60%)	600A (35%) 400A (60%)	600A (35%) 400A (60%)
↕	40 mm	40 mm	70 mm	70 mm	70 mm	70 mm	70 mm	70 mm
*x1 (vrac)	043114	038035	043138	037922	043213	038042	046559	038301
**x1 (blister)	043107			037939	043206			
(x25)	043121		043145	037946	043152			

RHINO & TYREX

	RHINO 300.50 (250A)	TYREX 400.70	TYREX XL 400.70	RHINO 600.95	TYREX 600.95	TYREX + 600.95	TYREX 800.120
A	250 A	400 A	400 A	600 A	600 A	600 A	800 A
⊛ max	50 mm²	70 mm²	70 mm²	95 mm²	95 mm²	95 mm²	120 mm²
A (X%)	250A (35%) 200A (60%)	400A (35%) 300A (60%)	400A (35%) 300A (60%)	600A (35%) 500A (60%)	600A (35%) 500A (60%)	600A (35%) 500A (60%)	800A (35%) 700A (60%)
↕	40 mm	40 mm	170 mm	60 mm	40 mm	60 mm	80 mm
x1 (vrac)	038059	043176	048997	038066	043220	046566	046573
					(x10) 043169		

EARTH MAGNETS - Masses magnétiques - Magnetische Masse



	SQUARE MAGNET 500.70	ROUND MAGNET 500.70	ROUND MAGNET 600.95
A	500 A	500 A	600 A
⊛ max	70 mm²	70 mm²	95 mm²
🧲 max	7 kg	10 kg	70 kg (**switchable ON/OFF**)
A (X%)	500A (35%), 400A (60%)	500A (35%), 400A (60%)	600A (35%), 500A (60%)
x1 (vrac)	048980	048973	047105

EARTH CLAMP KITS - Pinces de masse assemblées - Vormontierte Masseklemmen

	A		L (m)	⊛ (mm²)	▬ (mm²)	Ø		Ref.
Cable H07 for **Cutting** & **Welding**	**200 A**	CROCO T300.70	4	16	10 / 25	9	x1	036932
	250 A	CROCO T300.70	4	25	35 / 50	13	x1	075214
Cable H01 for **Welding** only	**150 / 200 A**	CROCO A200.35	2	16	10 / 25	9	x1	043770
	250 A	CROCO T300.70	3	25	10 / 25	9	x1	043787
	250 A	CROCO T300.70	4	25	35 / 50	13	x1	043794
	400 A	CROCO T400.70	4	35	35 / 50	13	x1	043817
	400 A	CROCO T400.70	4	50	35 / 50	13	x1	047853
	600 A	TYREX 600.95	4	70	35 / 50	13	x1	043831
	600 A	CROCO M600.95	4	70	35 / 50	13	x1	036994
	800 A	TYREX+ 800.120	4	95	35 / 50	13	x1	047013

SOLDERING - Soudage à l'étain - Weichlöten



Desoldering pump
- Pompe à dessouder
- Entlötpumpe
040380

Soldering wire
- Fil à souder
- Lötdraht
Étain - Tin - Zinn

Norm ISO EN 9453

	Norms DIN 1707	Norms EN 9453	Composition % Sn	Pb	Cu	T° fusion °C	Décapant - Flux	Ø mm	g	Ref.
Étain-Plomb TIN LEAD Zinn-Blei	SnPb60	S-Sn40Pb60	40	60	—	183-238	integrated	2	50	046610
									100	046627
									250	047136
	Sn50Pb	S-Sn50Pb50	50	50	—	183-216	integrated	1.5	50	046641
									100	046658
									250	047129
	Sn60Pb	S-Sn60Pb40	60	40	—	183-190	integrated	1	50	046665
									100	046672
									250	047112
Étain-Cuivre TIN COPPER Zinn-Kupfer	SnCu3	S-Sn97Cu3	97	—	3	227-310	external (ref.040549)	2	50	046689
									100	046696
									250	047143
	SnCu07	Sn993 Cu07	99.3	—	0.7	227	integrated	1	100	062696

Soldering flux
- Flux universel
- Lötfett

T° fusion 450 °C
20 g
040549

Soldering flux for tin alloys - Graisse décapante pour alliage étain
- Lötfett für Zinn-Legierungen

T° fusion 80 °C
100 g
047808

OX & AD

OX & AD
49 x 27 x 99 cm / 7.5 kg
73 x 38 x 18 cm / 14.2 kg
039100

PROFESSIONAL BLOW TORCHES - Lampes à souder professionnelles - Gasbrenner

PIEZO START

Blowtorch
- Lampe à souder perçable à 1 brûleur
- Lötlampe mit 1 Brenner
040342

Blowtorch
- Lampe à souder à 1 brûleur
- Lötlampe mit 1 Brenner
038820

Blow torch, with 2 interchangeable burners - Lampe à souder, avec 2 brûleurs interchangeables - Lötlampe mit 2 auswechselbaren Brennern
052741

LIGHTER START

Blow torch with safety valve
- Lampe à souder, soupape de sécurité
- Lötlampe, Sicherheitsventil
040359

Gas hot air gun
- Pistolet à air chaud autonome à gaz
060777

CUP LIGHTER - Briquet à tasse - Topfanzünder

040403

PRE-BRAZING CLEANING PADS - Tampons de nettoyage avant brasage

047563

GAS CARTRIDGES - Cartouches de gaz - Gaskartusche

Model	Connection	composition butane	propane	propylene	360°	T°	Norms	ml	g	ref.	
A1	Pierceable	▪	—	—	—	—	EN417:2012	360	190	040410	12
A2	European fitting 7/16"	▪	▪	—	▪	1900°C	EN521 / EN 417	930	460	038837	12
B1		▪	▪	—	—	1800>2100°C	EN417:2012 - UN 2037	600	390	040427	12
B2		▪	▪	▪	—	2200°C	EN417:2012 - UN 2037	600	450	040434	12
B3		▪	▪	▪	▪	2200°C	EN417:2012 - UN 2037	380	220	040441	36

GAS WELDING RODS - Métaux d'apport flamme - Lötstäbe

Norms DIN 8513	Ag	Cu	Zn	P	Iron	Other	T° fusion °C	Décapant - Flux	Ø mm	L mm	X...	Ref.	Applications
STRONG BRAZING / BRASAGE FORT													
Cu P 6	—	94	—	6	—	—	710-880	paste (ref. 047440)*	2	333	5	047181	Copper - copper. For plumbing, heating, sanitation. Cuivre-cuivre. Pour plomberie, chauffage, sanitaire.
											25	047198	
										500	25	047204	
											1 kg	047211	
Ag 5 P	5	88.8	—	6.2	—	—	645-810	paste (ref. 047440)	2	333	5	047228	Copper - Copper and copper alloys. Must use welding flux on copper - brass. For air conditioning, refrigeration. Cuivre-cuivre et métaux cuivreux. Décapant obligatoire sur cuivre-laiton. Pour climatisation, réfrigération.
Ag 12	12	48	40	—	—	Si 0.2	800-830	integrated	1.5	500	4	047242	Copper - Copper and copper alloys. For air conditioning, refrigeration. Cuivre-cuivre et métaux cuivreux. Pour climatisation, réfrigération.
Ag 40Sn	40	30	28	—	—	Sn 2	640-700	paste (ref. 047440)	1.5	333	2	047266	Copper, brass, steel, stainless steel. For air conditioning, refrigeration, heating, electrical equipment. Cuivre, laiton, aciers, inox. Pour climatisation, réfrigération, chauffage, matériel électrique.
									2	333	2	047273	
Cu Zn40	—	60	40	—	—	Si 0.25	890-900	powder	2	333	5	047280	Steel, galvanized steel, copper, cast iron. For heating, car body, agricultural machinery. Acier, galva, cuivre, fonte. Pour chauffage, carrosserie, machine agricole.
										500	8	047297	
CuNi10 Zn42	—	48	41.8	—	—	Ni 10 Si 0.2	920-935	integrated	2	500	8	047303	
											32	047815	
BRAZING ALUMINUM BASED ALLOYS / BRASAGE ALLIAGE BASE ALUMINIUM													
Zn + Al	—	—	98	—	—	Al 2	375-388	integrated	2	500	2	047433	For alu-alu and alu-copper. Air conditioning, refrigeration: manufacture and repair. Excellent capillarity, high elongation. Pour alu-alu et alu-Cu. Climatisation, réfrigération : fabrication et réparation. Excellente capillarité, allongement élevé.
BRAZING COPPERED STEEL / BRASAGE ALLIAGE ACIER CUIVRÉ													
Fe + Cu	—	0.15	—	0.012	98	Si 0.2 - Mn 1	1 500	integrated	1.6	333	10	047150	Fer/acier courant. Iron / steel.
									2	333	10	047167	
									2	500	10	047174	

Flux
- Décapant
- Flussmitel

Paste for Cu/P/Ar
- Pâte pour Cu/P/Ar
T° work 500-800°C, 100 g
047440

* not for Cu/Cu brazing

GAS WELDING/BRAZING TORCHES - Chalumeaux soudeurs/brasage - Autogen-Schweißbrenner

G400 (400 L/h)

Capacity : 0,4 > 4 mm
L = 330 mm / 320g

		(6)					
039001	✓	—	—	—	—	—	—
038790	✓	✓	—	—	—	—	—
039117	✓	—	✓ 40/60 100 l	✓ 2 x 3m	✓	✓	✓

Complete gas welding blowtorch kit - Kit complet chalumeau soudeur - Autogen-Schweißen Komplettset (type SO)
039117

7 gas welding nozzles



039025	40>400 l/h
037007	250>1000 l/h

Dual gas soldering/brazing set - Poste BI-GAZ

040366

Prohibited shipping : Expédition interdite : Versand verboten :

Novacet 600 ml/330 g
040434

Oxygène
- Oxygen bottle 110 l
040458

Cutting nozzle - Tête de coupe - Hochdruckschneidköpfe
039124

G1000 (1000 L/h)

Capacity : 2 >10 mm / L = 460 mm / 770 g
038868

		(6)	
038868	✓	037007	oxygène / acétylène

GAS WELDING/CUTTING TORCHES - Chalumeau soudeur/coupeur - Autogen-Schweißbrenner

CG1 (400 L/h)

Welding capacity - Capacité de soudage : 0,4 > 4 mm
Cutting capacity - Capacité de coupage : 50 mm max
L = 320 mm / 450 g
039018

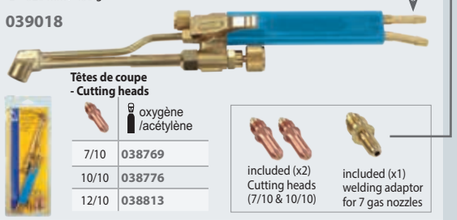

Têtes de coupe
- Cutting heads

	oxygène /acétylène
7/10	038769
10/10	038776
12/10	038813

included (x2) Cutting heads (7/10 & 10/10)

included (x1) welding adaptor for 7 gas nozzles

HIGH PRESSURE CUTTING TORCH - Chalumeaux coupeurs haute pression - Autogen-Schweißbrenner

HG1 Cutting capacity : 120 mm max

L = 470 mm / 1.12 kg

038882

High pressure cutting G1 heads
- Têtes de coupe G1 haute pression

HG1 Shielded

Cutting capacity : 120 mm max
L = 470 mm / 1.27 kg

038783

High pressure

calibre caliber	cutting (mm)	oxygène /acétylène	oxygène /propane
7/10	3>10	038899	038943
10/10	10>25	038905	038950
12/10	25>50	038912	038967
16/10	50>80	038929	038974
20/10	80>120	038936	038981

BLOWTORCHES - Chalumeaux chauffeurs - Autogen-Schweißbrenner

CH80
040335
butane / propane

	oxygène /propane
0,8 kg/h	037069
1,0 kg/h	037076
1,2 kg/h	037083

CH120
038806

CH1000
038875

	oxygène /propane
6 kg/h	037052

BLOWTORCH KIT - Kits chalumeaux - Schweißbrennerset

Blowtorch kit- Kit chalumeau 3 brûleurs - Schweißbrennerset
040328

Blowtorch kit zinc worker
- Kit chalumeau zingueur
038844

FLASHBACK ARRESTOR KIT - Lot anti-retour pare flamme OX/AD - Schnellkupplungsset

039070

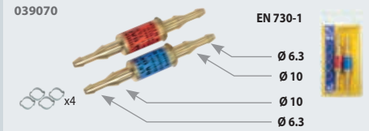

QUICK RELEASE CONNECTORS OX/AD - Raccords rapides OX/AD - Schnellverschlüsse OX/AD

039087



REGULATORS - Détendeurs - Druckminderer

EN 585/ISO 2503

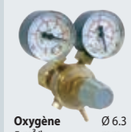

Oxygène
5 m³/h
039032
Ø 6.3 mm

Acétylène
1 m³/h
039056

Oxygène PRO
max 70 m³/h
moy 31 m³/h
039049
037250

Acétylène PRO
max 26 m³/h
moy 5 m³/h
039063
037267

Propane PRO
max 26 m³/h
moy 5 m³/h
038998
037274

HOSE - Tuyaux - Schlauch

Kit OX/AD :

Ø 6,3 mm	2 x 4 m (🟥 + 🟦)	039094
	100 m 🟥	064294
	100 m 🟦	064287
Ø 10 mm	2 x 4 m	039452
	40 m 🟥	064317
	40 m 🟦	064300

Kit Propane :

Ø 6.3 mm, 4 m
038851

Ø 10 mm, 4 m
037090



GAS WELDING GOGGLES - Lunettes de protection - Schutzbrillen

Shade/IR5
042803

Shade/IR5
042858

HAND LAMPS - Lampes baladeuses - Handleuchte

PORTABLE HAND LAMP 400 L

400 lumens

COB LED
Li-ion
Charging time : 8h
operating time
High position : 2.5 h
Low position : 5 h
Top light (1 W) : 6 h

7 x 4 x 23 cm / 0.3 kg
14 x 7 x 24 cm / 0.5 kg

059153

PRO PORTABLE LAMP 600 L

250-600 lumens

COB LED, 80 CRI
3.7 V - 2200 mAh Li-ion
micro USB charging (3.5 h)
operating time :
High position : 1.5 h,
Mid position : 4.5 h,
Top light (100 lumens) : 10 h

IP 54
3 x 6 x 19 cm / 0.3 kg
9 x 13 x 24 cm / 0.6 kg

060883

INSPECTION LAMPS
- Lampes d'inspection - Inspektionslampen

INSPECTION HEADTORCH 280 L

100-280 lumens

3 W COB LED, 80 CRI+, 6500 K
3.7 V - 1500 mAh Li-po
micro USB charging
mains charger not incl.
operating time
High position : 2 h
Low position : 6 h
IP 65
8 x 5 x 4 cm / 0.1 kg
5 x 11 x 18 cm / 0.2 kg

060845

360° PORTABLE WORKSPACE LAMP 1000 L

60-1000 lumens

>80 CRI SMD LED
6500 K
3.7 V - 5200 mAh Li-ion
USB charging (4.5h)
USB power supply
operating time 2 > 27 h

IP 54
26 x 7 x 7 cm / 0.5 kg
8 x 8 x 35 cm / 0.7 kg

059764

MINI INSPECTION LAMP 200 L

120-200 lumens

COB LED, 80 CRI, 6500 K
3.7 V - 700 mAh Li-ion
micro USB charging (2.5 h)
mains charger not included
operating time
High position : 1.5 h
Low position : 4 h
Top light : 3.5 h
IP 20
18 x 3 x 3 cm / 0.1 kg
18 x 5 x 3 cm / 0.2 kg

060852

MINI INSPECTION LAMP 350 L

0-350 lumens

Aluminium Body

COB LED
3.7 V - 1100 mAh Li-ion
USB charging (3 h)

operating time
3 > 6.5 h

IP 20

075894

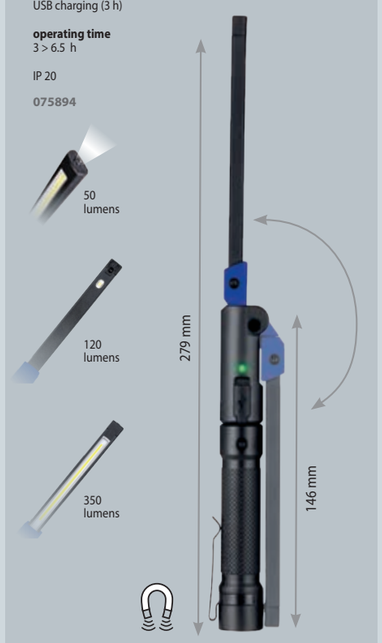

PRO INSPECTION LAMP 800 L

120-800 lumens

Aluminium Body

COB LED
3.7 V - 2600 mAh Li-ion
USB charging (4 h)

operating time
2.5 > 9 h

IP 54

075900

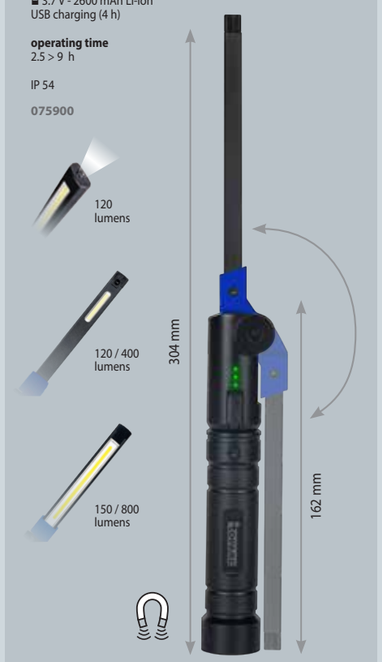

WORKLIGHT WITH TRIPOD - Projecteur sur trépied - Arbeitsleuchte mit Standfuß

1800 lumens

1800 L

3x 55 COB LED
total 165 LED

1.8 m power cord

95 x 15 x 14 cm / 3.2 kg

059146



3000 lumens

3000 L

35 W COB LED

2 m power cord

IP 44
103 x 22 x 10 cm / 4.1 kg

059979

UNDER BONNET LAMP
- Lampe sous capot
- Leuchte für Motorhaube

250-800 lumens

800 L

120 COB LED

3.7 V - 4000 mAh Li-ion
charging time : 10/12 h
Power supply charger

operating time
High position : 3 h
Low position : 6 h

61 x 15 x 11 cm / 2 kg

058002

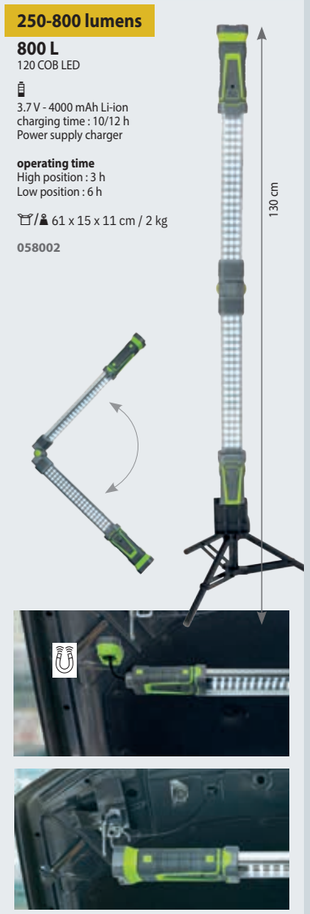

4000 lumens

4000 L

3x 20 COB LED,
total 60 LED

3 m
power cord

22 x 16 x 117 cm / 6.4 kg

059986

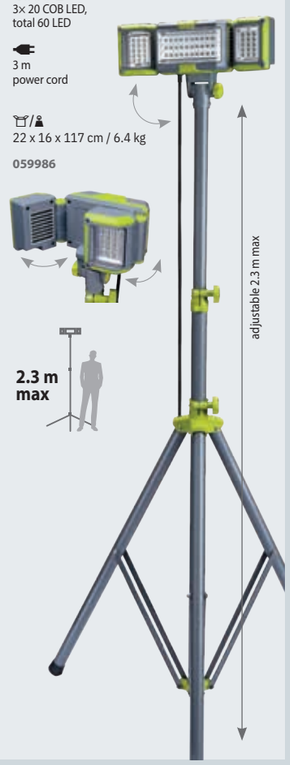

MARKETING

Display
- Console
- Produkt-Aufsteller
(machines not included)

GYSMI 80P + 130P + 160P + E163
060203

GYSMI 130P + 160P + 200P + E163
060449

GYSARC 100 + 120 + 160 + 200
082120

Display stand
- Podium de présentation
- Podest

PODIUM 1
A : 45 cm
B : 50 cm
C : 50 cm
063204

PODIUM 2
A : 80 cm
B : 50 cm
C : 50 cm
063211

Retail display space with 2 shelves
- Linéaire de vente avec 2 étagère
- Lochwandregal mit 2 Böden
060784

Barnum 3 x 3 m
098022

Banner
- Oriflamme
3 x 0,50 m
098015

Open barnum
2 x 2 m
098039

Type	A	E	M
complete - complet - komplett	061002	061040	061026
without display stand - sans linéaire - ohne Inhalt	061019	061057	061033

more details :

По вопросам продаж и поддержки обращайтесь:

Алматы (727)345-47-04
Ангарск (3955)60-70-56
Архангельск (8182)63-90-72
Астрахань (8512)99-46-04
Барнаул (3852)73-04-60
Белгород (4722)40-23-64
Благовещенск (4162)22-76-07
Брянск (4832)59-03-52
Владивосток (423)249-28-31
Владикавказ (8672)28-90-48
Владимир (4922)49-43-18
Волгоград (844)278-03-48
Вологда (8172)26-41-59
Воронеж (473)204-51-73
Екатеринбург (343)384-55-89
Иваново (4932)77-34-06
Ижевск (3412)26-03-58
Иркутск (395)279-98-46
Казань (843)206-01-48
Калининград (4012)72-03-81
Калуга (4842)92-23-67
Кемерово (3842)65-04-62
Киров (8332)68-02-04
Коломна (4966)23-41-49
Кострома (4942)77-07-48
Краснодар (861)203-40-90
Красноярск (391)204-63-61
Курск (4712)77-13-04
Курган (3522)50-90-47
Липецк (4742)52-20-81
Магнитогорск (3519)55-03-13
Москва (495)268-04-70
Мурманск (8152)59-64-93
Набережные Челны (8552)20-53-41
Нижний Новгород (831)429-08-12
Новокузнецк (3843)20-46-81
Ноябрьск (3496)41-32-12
Новосибирск (383)227-86-73
Омск (3812)21-46-40
Орел (4862)44-53-42
Оренбург (3532)37-68-04
Пенза (8412)22-31-16
Петрозаводск (8142)55-98-37
Псков (8112)59-10-37
Пермь (342)205-81-47
Ростов-на-Дону (863)308-18-15
Рязань (4912)46-61-64
Самара (846)206-03-16
Санкт-Петербург (812)309-46-40
Саратов (845)249-38-78
Севастополь (8692)22-31-93
Саранск (8342)22-96-24
Симферополь (3652)67-13-56
Смоленск (4812)29-41-54
Сочи (862)225-72-31
Ставрополь (8652)20-65-13
Сургут (3462)77-98-35
Сыктывкар (8212)25-95-17
Тамбов (4752)50-40-97
Тверь (4822)63-31-35
Тольятти (8482)63-91-07
Томск (3822)98-41-53
Тула (4872)33-79-87
Тюмень (3452)66-21-18
Ульяновск (8422)24-23-59
Улан-Удэ (3012)59-97-51
Уфа (347)229-48-12
Хабаровск (4212)92-98-04
Чебоксары (8352)28-53-07
Челябинск (351)202-03-61
Череповец (8202)49-02-64
Чита (3022)38-34-83
Якутск (4112)23-90-97
Ярославль (4852)69-52-93

Россия +7(495)268-04-70
Казахстан +(727)345-47-04
Беларусь +(375)257-127-884
Узбекистан +998(71)205-18-59
Киргизия +996(312)96-26-47

эл.почта: gry@nt-rt.ru || сайт: https://gysfr.nt-rt.ru